

HEIDELBERGCEMENT (HEFG) - EUX/20221118

2022/09/23 18:45:58

Price
40.7161 EURDifference  -2.94% (-1.23)

General attributes

Symbol	HEFGX22
Exchange	Eurex
Currency	EUR
Security type	Future
Underlying	HEIDELBERGCEMENT AG
Maturity	11-2022
Contract size	100

Market data

Bid (Bid size)	- EUR (-)
Ask (Ask size)	- EUR (-)
Open	40.7161 EUR
High	40.7161 EUR
Low	40.7161 EUR
Close (prev. day)	41.9479 EUR
Underlying	HEIDELBERGCEMENT AG
Underlying price (date)	40.66 (22/09/23)
Settlement price (date)	40.72 (22/09/23)
Open Interest	0

Performance and Risk

	6m	1Y	3Y
Perf (%)	-24.30%	-	-
Perf (abs.)	-13.07	-	-
Beta	-	-	-
Volatility	35.27	34.47	34.47

Futures and Options

Related Futures	-
Related Options	-











5Y

Information about previous performance does not guarantee future performance.
Source: FactSet

Price data

Ø price 5 days Ø volume 5 days (pcs.)	43.0433 EUR (0)
Ø price 30 days Ø volume 30 days (pcs.)	46.2321 EUR (0)
Ø price 100 days Ø volume 100 days (pcs.)	48.8963 EUR (0)
Ø price 250 days Ø volume 250 days (pcs.)	- EUR (0)
YTD High date	65.5466 EUR (2022/02/16)
YTD Low date	40.7161 EUR (2022/09/23)
52 Weeks High date	65.5466 EUR (2022/02/16)
52 Weeks Low date	40.7161 EUR (2022/09/23)

Recent Research

on sector		on market	
Date		Headline	Download
2022/09/01		Global Equity Ratings	
2022/08/25		Global Equity Ratings	
2022/08/18		Global Equity Ratings	
2022/08/08		Global Equity Ratings	
2022/07/25		Global Equity Ratings	