

OVH GROUPE SAS

ISIN: FR0014005HJ9 WKN: -

Overview

2024/09/03 13:25:02

Price
6.09 EURDifference  -0.90% (-0.06)

General attributes

ISIN	FR0014005HJ9
Symbol	OVH
Exchange	Berlin
Currency	EUR
Sector	Technology
Security type	Stock
Market cap (m)	1,171 EUR
Benchmark	CAC 40 INDEX

Market data

Bid (Bid size)	5.985 EUR (1,600)
Ask (Ask size)	6.17 EUR (1,600)
Open	6.13 EUR
High	6.145 EUR
Low	6.065 EUR
Close (prev. day)	6.145 EUR
VWAP	-
Volume (pcs)	0
Trading volume	0.00
Number of trades	8
Last size	0

Futures and Options





Related Futures	-
Related Options	-

5Y



Information about previous performance does not guarantee future performance.
Source: FactSet

Recent research

on sector		on market	
Date		Headline	Download
2024/09/03		Akciové trhy - denní zpráva	
2024/09/02		Akciové trhy - denní zpráva	
2024/08/30		Akciové trhy - denní zpráva	
2024/08/29		Akciové trhy - denní zpráva	
2024/08/28		Akciové trhy - denní zpráva	

Details

2024/09/03 13:25:02

Price

6.09 EUR

Difference ▼ -0.90% (-0.06)

General attributes

ISIN	FR0014005HJ9
Symbol	OVH
Exchange	Berlin
Currency	EUR
Sector	Technology
Security type	Stock
Market cap (m)	1,171 EUR
Benchmark	CAC 40 INDEX

Market data

Bid (Bid size)	5.985 EUR (1,600)
Ask (Ask size)	6.17 EUR (1,600)
Open	6.13 EUR
High	6.145 EUR
Low	6.065 EUR
Close (prev. day)	6.145 EUR
VWAP	-
Volume (pcs)	0
Trading volume	0.00
Number of trades	8
Last size	0

Performance and Risk

	6m	1Y	3Y
Perf (%)	-35.04%	-33.92%	-
Perf (abs.)	-3.32	-3.16	-
Beta	1.05	1.04	1.02
Volatility	61.78	53.94	-

5Y



Information about previous performance does not guarantee future performance.
Source: FactSet

Price data

Ø price 5 days Ø volume 5 days (pcs.)	6.11 EUR (0)
Ø price 30 days Ø volume 30 days (pcs.)	5.82 EUR (0)
Ø price 100 days Ø volume 100 days (pcs.)	6.05 EUR (0)
Ø price 250 days Ø volume 250 days (pcs.)	7.67 EUR (1)
YTD High date	11.22 EUR (2024/04/05)
YTD Low date	4.47 EUR (2024/05/31)
52 Weeks High date	11.22 EUR (2024/04/05)
52 Weeks Low date	4.47 EUR (2024/05/31)

All listings for OVH GROUPE SAS

Exchange	Date	Time	Price	Trading volume (mio.)	Number of trades
Tradegate	2024/09/03	12:21	6.15 EUR	0.00	2
Stuttgart	2024/09/03	13:48	6.06 EUR	0.00	5
Munich	2024/09/03	08:04	6.14 EUR	0.00	1
London Stock Exchange European Trade Reporting	2024/09/02	17:30	26.50 EUR	0.00	1
Frankfurt	2024/09/03	08:01	5.995 EUR	0.00	1

	09/03					
FINRA other OTC Issues	2024/ 08/26	15:30	6.40 USD	0.00		2
Euronext Paris	2024/ 09/03	14:06	6.085 EUR	0.13		177
Euronext Milan MTF Trading After Hours	-	-	-	0.00		-
Duesseldorf	2024/ 09/03	08:11	6.105 EUR	0.00		1
Berlin	2024/ 09/03	13:25	6.09 EUR	0.00		8

Company profile

Company Logo



Company Profile

-

Contact Details

OVH GROUPE

--

Telefon: -

Fax: -

E-mail: -