


XERIS BIOPHARMA HOLDINGS INC.

ISIN: US98422E1038 WKN: 98422E103

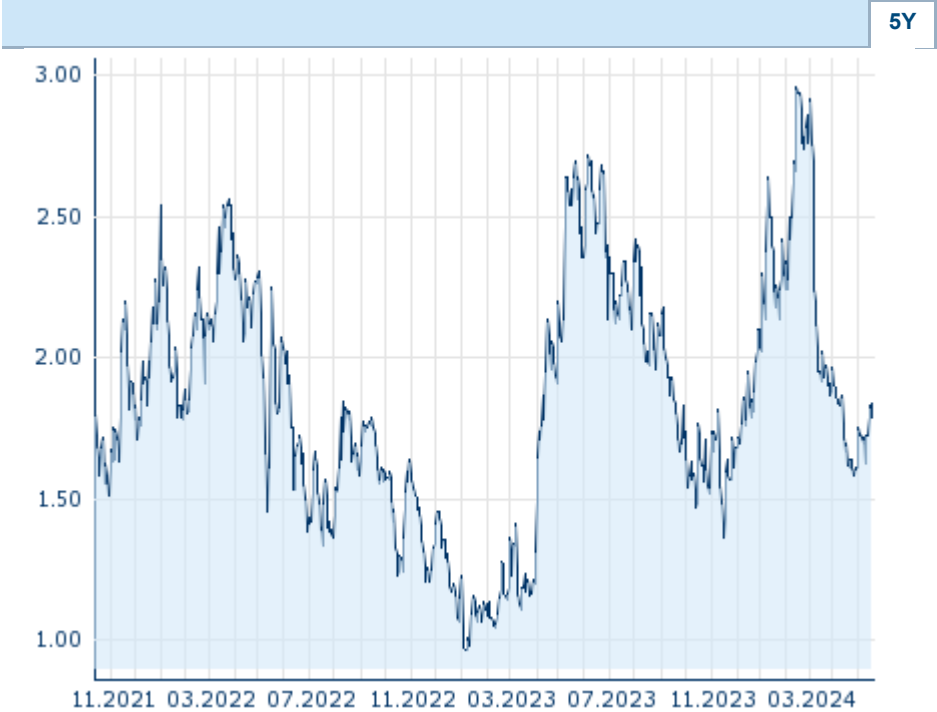
Overview

2024/05/21 13:29:46		
Price	1.841 EUR	
Difference		2.91% (0.05)

General attributes	
ISIN	US98422E1038
Symbol	XERS
Exchange	Frankfurt
Currency	EUR
Sector	Chemical / Pharmaceutical / Health
Security type	Stock
Market cap (m)	280 EUR
Benchmark	S&P 500





Market data	
Bid (Bid size)	-
Ask (Ask size)	-
Open	1.852 EUR
High	1.852 EUR
Low	1.841 EUR
Close (prev. day)	1.789 EUR
VWAP	1.841 EUR
Volume (pcs)	1,416
Trading volume	2,606.86
Number of trades	2
Last size	1,416

Futures and Options	
Related Futures	-
Related Options	-




Information about previous performance does not guarantee future performance.
Source: FactSet

Recent research

on sector		on market	
Date		Headline	Download
2024/04/26		Global Equity Ratings	
2024/04/03		Global Equity Ratings	
2024/03/13		Global Equity Ratings	
2024/02/22		Global Equity Ratings	
2024/02/14		Global Equity Ratings	

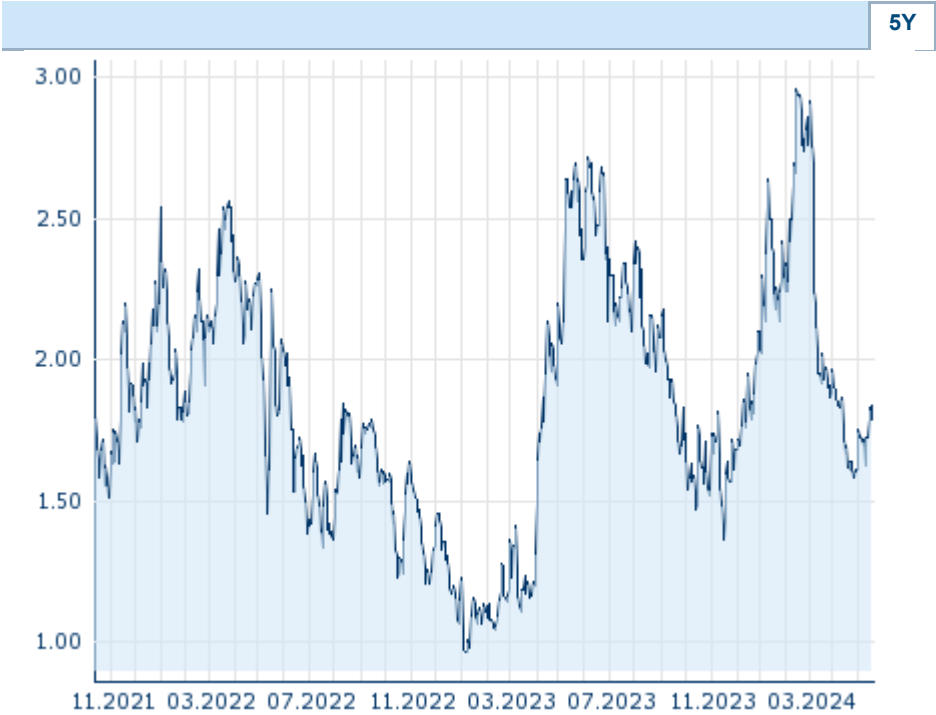
Details

2024/05/21 13:29:46		
Price	1.841 EUR	
Difference		2.91% (0.05)

General attributes	
ISIN	US98422E1038
Symbol	XERS
Exchange	Frankfurt
Currency	EUR
Sector	Chemical / Pharmaceutical / Health
Security type	Stock
Market cap (m)	280 EUR
Benchmark	S&P 500

Market data	
Bid (Bid size)	-
Ask (Ask size)	-
Open	1.852 EUR
High	1.852 EUR
Low	1.841 EUR
Close (prev. day)	1.789 EUR
VWAP	1.841 EUR
Volume (pcs)	1,416
Trading volume	2,606.86
Number of trades	2
Last size	1,416

Performance and Risk			
	6m	1Y	3Y
Perf (%)	+11.81%	-31.19%	-
Perf (abs.)	+0.19	-0.81	-
Beta	1.39	1.79	1.33
Volatility	67.22	69.01	-



Information about previous performance does not guarantee future performance.
Source: FactSet

Price data	
Ø price 5 days Ø volume 5 days (pcs.)	1.772 EUR (0)
Ø price 30 days Ø volume 30 days (pcs.)	1.716 EUR (116)
Ø price 100 days Ø volume 100 days (pcs.)	2.144 EUR (83)
Ø price 250 days Ø volume 250 days (pcs.)	2.051 EUR (110)
YTD High date	2.960 EUR (2024/02/15)
YTD Low date	1.580 EUR (2024/04/26)
52 Weeks High date	2.960 EUR (2024/02/15)
52 Weeks Low date	1.360 EUR (2023/11/16)

All listings for XERIS BIOPHARMA HOLDINGS INC.					
Exchange 	Date	Time	Price	Trading volume (mio.)	Number of trades
Tradegate	2024/05/21	22:26	1.856 EUR	0.00	1
Stuttgart	2024/05/21	19:08	1.816 EUR	0.00	8
Nasdaq	2024/05/21	22:00	2.00 USD	1.71	4,490
Munich	2024/05/21	08:02	1.852 EUR	0.00	1
London Stock	2024/01/	15:30	2.79 USD	0.00	1

Exchange	11					
Frankfurt	2024/05/21	13:29	1.841	EUR	0.00	2
Duesseldorf	2024/05/21	19:30	1.815	EUR	0.00	5
Berlin	2024/05/21	20:08	1.856	EUR	0.00	11

Company profile

Company Logo



Company Profile

-

Contact Details

XERIS BIOPHARMA

--

Telefon: -

Fax: -

E-mail: -