

XERIS BIOPHARMA HOLDINGS INC.

ISIN: **US98422E1038** WKN: **98422E103**

Overview

2024/01/11 15:30:00

Price
2.79 USDDifference  11.16% (0.28)

General attributes

ISIN	US98422E1038
Symbol	XERS
Exchange	London Stock Exchange
Currency	USD
Sector	Chemical / Pharmaceutical / Health
Security type	Stock
Market cap (m)	270 EUR
Benchmark	S&P 500

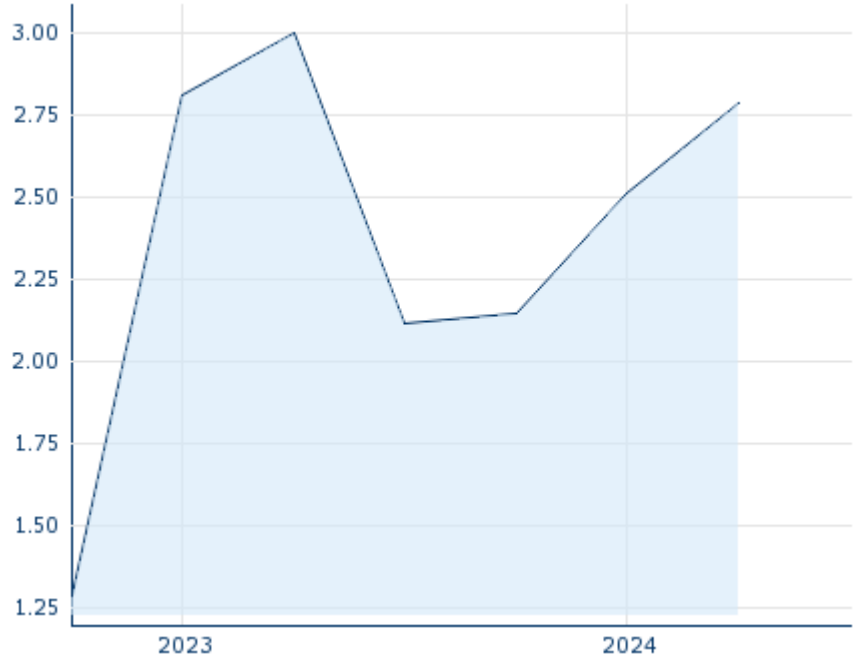
Market data

Bid (Bid size)	-
Ask (Ask size)	-
Open	2.79 USD
High	2.79 USD
Low	2.79 USD
Close (prev. day)	2.51 USD
VWAP	2.79 USD
Volume (pcs)	953
Trading volume	2,658.87
Number of trades	1
Last size	953

Futures and Options







Related Futures	-
Related Options	-

5Y



Information about previous performance does not guarantee future performance.
Source: FactSet

Recent research

on sector		on market	
Date		Headline	Download
2024/04/26		Global Equity Ratings	
2024/04/03		Global Equity Ratings	
2024/03/13		Global Equity Ratings	
2024/02/22		Global Equity Ratings	
2024/02/14		Global Equity Ratings	

Details

2024/01/11 15:30:00

Price
2.79 USDDifference ▲ 11.16% (0.28)

General attributes

ISIN	US98422E1038
Symbol	XERS
Exchange	London Stock Exchange
Currency	USD
Sector	Chemical / Pharmaceutical / Health
Security type	Stock
Market cap (m)	270 EUR
Benchmark	S&P 500

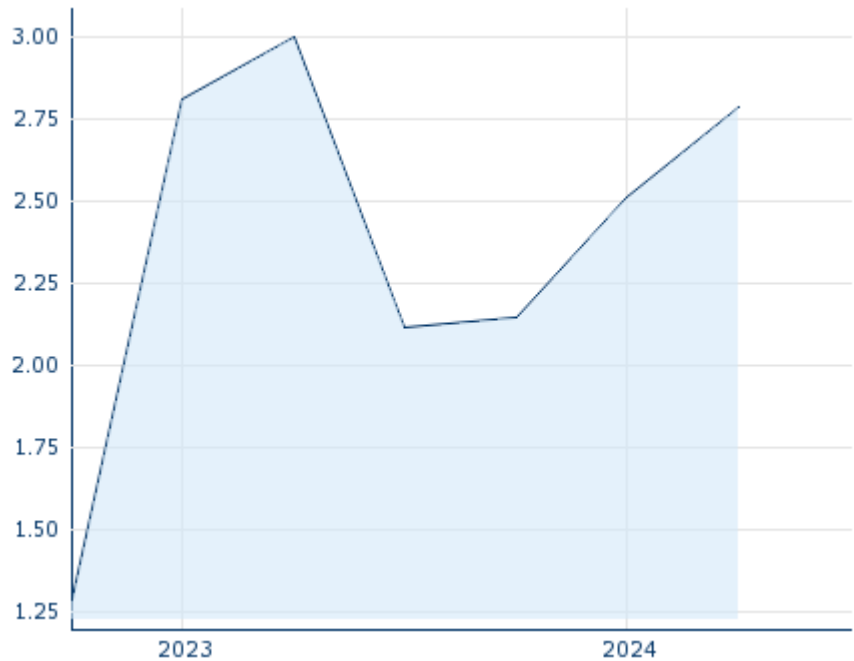
Market data

Bid (Bid size)	-
Ask (Ask size)	-
Open	2.79 USD
High	2.79 USD
Low	2.79 USD
Close (prev. day)	2.51 USD
VWAP	2.79 USD
Volume (pcs)	953
Trading volume	2,658.87
Number of trades	1
Last size	953

Performance and Risk

	6m	1Y	3Y
Perf (%)	-	-	-
Perf (abs.)	-	-	-
Beta	1.42	1.77	1.33
Volatility	-	3.84	2.15

5Y



Information about previous performance does not guarantee future performance.
Source: FactSet

Price data

Ø price 5 days Ø volume 5 days (pcs.)	- USD (658)
Ø price 30 days Ø volume 30 days (pcs.)	- USD (426)
Ø price 100 days Ø volume 100 days (pcs.)	2.65 USD (398)
Ø price 250 days Ø volume 250 days (pcs.)	2.56 USD (294)
YTD High date	2.79 USD (2024/01/11)
YTD Low date	2.51 USD (2024/01/05)
52 Weeks High date	3.00 USD (2023/06/22)
52 Weeks Low date	2.12 USD (2023/08/18)

All listings for XERIS BIOPHARMA HOLDINGS INC.

Exchange 📍	Date	Time	Price	Trading volume (mio.)	Number of trades
Tradegate	2024/05/17	22:26	1.817 EUR	0.00	1
Stuttgart	2024/05/17	21:59	1.785 EUR	0.00	4
Nasdaq	2024/05/17	22:00	1.98 USD	2.49	5,525
Munich	2024/05/17	08:00	1.83 EUR	0.00	2
London Stock	2024/01/11	15:30	2.79 USD	0.00	1

Exchange	11					
Frankfurt	2024/05/ 17	08:00	1.833	EUR	0.00	2
Duesseldorf	2024/05/ 17	19:30	1.811	EUR	0.00	7
Berlin	2024/05/ 17	20:08	1.853	EUR	0.00	12

Company profile

Company Logo



Company Profile

-

Contact Details

XERIS BIOPHARMA

--

Telefon: -

Fax: -

E-mail: -