

XERIS BIOPHARMA HOLDINGS INC.

ISIN: **US98422E1038** WKN: **98422E103**

Overview

2024/01/11 15:30:00

Price
2.79 USDDifference  11.16% (0.28)

General attributes

ISIN	US98422E1038
Symbol	XERS
Exchange	London Stock Exchange
Currency	USD
Sector	Chemical / Pharmaceutical / Health
Security type	Stock
Market cap (m)	242 EUR
Benchmark	S&P 500

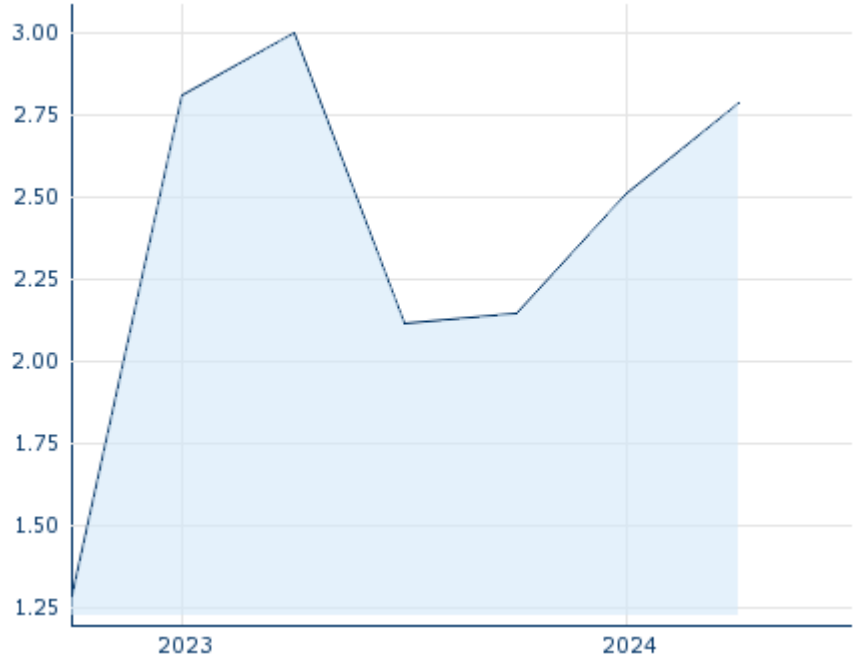
Market data

Bid (Bid size)	-
Ask (Ask size)	-
Open	2.79 USD
High	2.79 USD
Low	2.79 USD
Close (prev. day)	2.51 USD
VWAP	2.79 USD
Volume (pcs)	953
Trading volume	2,658.87
Number of trades	1
Last size	953

Futures and Options






Related Futures	-
Related Options	-

5Y



Information about previous performance does not guarantee future performance.
Source: FactSet

Recent research

on sector		on market	
Date		Headline	Download
2024/04/26		Global Equity Ratings	
2024/04/03		Global Equity Ratings	
2024/03/13		Global Equity Ratings	
2024/02/22		Global Equity Ratings	
2024/02/14		Global Equity Ratings	

Details

2024/01/11 15:30:00

Price
2.79 USDDifference ▲ 11.16% (0.28)

General attributes

ISIN	US98422E1038
Symbol	XERS
Exchange	London Stock Exchange
Currency	USD
Sector	Chemical / Pharmaceutical / Health
Security type	Stock
Market cap (m)	242 EUR
Benchmark	S&P 500

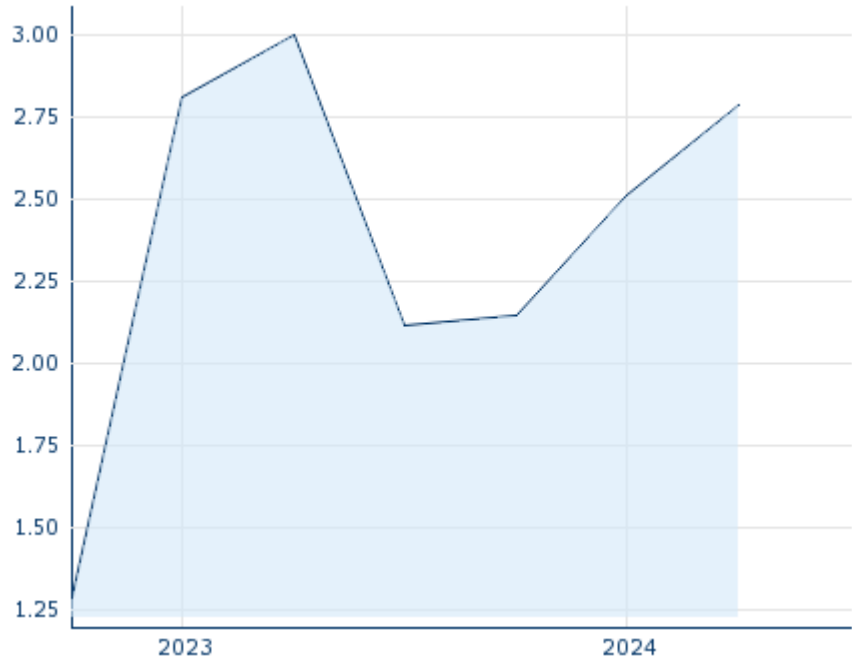
Market data

Bid (Bid size)	-
Ask (Ask size)	-
Open	2.79 USD
High	2.79 USD
Low	2.79 USD
Close (prev. day)	2.51 USD
VWAP	2.79 USD
Volume (pcs)	953
Trading volume	2,658.87
Number of trades	1
Last size	953

Performance and Risk

	6m	1Y	3Y
Perf (%)	-	-	-
Perf (abs.)	-	-	-
Beta	0.99	1.68	1.31
Volatility	-	4.03	2.14

5Y



Information about previous performance does not guarantee future performance.
Source: FactSet

Price data

Ø price 5 days Ø volume 5 days (pcs.)	- USD (1,727)
Ø price 30 days Ø volume 30 days (pcs.)	- USD (419)
Ø price 100 days Ø volume 100 days (pcs.)	2.65 USD (415)
Ø price 250 days Ø volume 250 days (pcs.)	2.56 USD (279)
YTD High date	2.79 USD (2024/01/11)
YTD Low date	2.51 USD (2024/01/05)
52 Weeks High date	3.00 USD (2023/06/22)
52 Weeks Low date	2.12 USD (2023/08/18)

All listings for XERIS BIOPHARMA HOLDINGS INC.

Exchange	Date	Time	Price	Trading volume (mio.)	Number of trades
Tradegate	2024/04/30	22:02	1.631 EUR	0.00	1
Stuttgart	2024/05/02	08:14	1.604 EUR	0.00	1
Nasdaq	2024/05/01	22:00	1.75 USD	2.29	5,792
Munich	2024/05/02	08:00	1.604 EUR	0.00	1
London Stock	2024/01/11	15:30	2.79 USD	0.00	1

Exchange	11						
Frankfurt	2024/05/02	08:04	1.611	EUR	0.00		1
Duesseldorf	2024/05/02	09:30	1.601	EUR	0.00		2
Berlin	2024/05/02	10:50	1.633	EUR	0.00		4

Company profile

Company Logo



Company Profile

-

Contact Details

XERIS BIOPHARMA

--

Telefon: -

Fax: -

E-mail: -