

AMSC ASA

ISIN: NO0010272065

WKN: -

Overview

2024/07/11 15:35:40

Price

2.635 EUR

Difference  -1.13% (-0.03)

General attributes

ISIN NO0010272065

Symbol AMSC

Exchange Stuttgart

Currency EUR

Sector Transport

Security type Stock

Market cap (m) 193 EUR

Benchmark NORWAY OSLO BORS ALL SHARE(TRG)

Market data

Bid (Bid size) - (0)

Ask (Ask size) - (0)

Open 2.675 EUR

High 2.675 EUR

Low 2.625 EUR

Close (prev. day) 2.665 EUR

VWAP -

Volume (pcs) 0

Trading volume 0.00

Number of trades 14

Last size 0

Futures and Options

Related Futures -

Related Options -

5Y













Information about previous performance does not guarantee future performance.

Source: FactSet

Recent research

on sector

Date	Headline	Download
2024/06/21	 Global Equity Ratings	
2024/06/14	 Global Equity Ratings	
2024/05/29	 Global Equity Ratings	
2024/04/26	 Global Equity Ratings	
2024/04/03	 Global Equity Ratings	

Details

2024/07/11 15:35:40

Price

2.635 EUR

Difference ▼ -1.13% (-0.03)

General attributes

ISIN	NO0010272065
Symbol	AMSC
Exchange	Stuttgart
Currency	EUR
Sector	Transport
Security type	Stock
Market cap (m)	193 EUR
Benchmark	NORWAY OSLO BORS ALL SHARE(TRG)

Market data

Bid (Bid size)	- (0)
Ask (Ask size)	- (0)
Open	2.675 EUR
High	2.675 EUR
Low	2.625 EUR
Close (prev. day)	2.665 EUR
VWAP	-
Volume (pcs)	0
Trading volume	0.00
Number of trades	14
Last size	0

Performance and Risk

	6m	1Y	3Y
Perf (%)	+11.27%	-19.61%	-
Perf (abs.)	+0.27	-0.65	-
Beta	1.36	0.41	0.39
Volatility	35.22	84.49	-

5Y



Information about previous performance does not guarantee future performance.
Source: FactSet

Price data

Ø price 5 days Ø volume 5 days (pcs.)	2.799 EUR (0)
Ø price 30 days Ø volume 30 days (pcs.)	2.775 EUR (0)
Ø price 100 days Ø volume 100 days (pcs.)	2.552 EUR (125)
Ø price 250 days Ø volume 250 days (pcs.)	2.751 EUR (92)
YTD High date	3.040 EUR (2024/07/03)
YTD Low date	2.090 EUR (2024/03/11)
52 Weeks High date	4.105 EUR (2023/10/23)
52 Weeks Low date	1.796 EUR (2023/10/26)

All listings for AMSC ASA

Exchange	Date	Time	Price	Trading volume (mio.)	Number of trades
Tradegate	2024/07/11	22:26	2.665 EUR	0.00	1
Stuttgart	2024/07/11	15:35	2.635 EUR	0.00	14
Munich	2024/07/11	08:16	2.715 EUR	0.00	2
London Stock Exchange	2023/04/14	09:23	41.50 NOK	0.23	1
Frankfurt	2024/07/11	21:49	2.65 EUR	0.00	3

	11					
First North Stockholm	2024/05/ 21	15:02	31.25 NOK	0.02		1
FINRA other OTC Issues	2024/07/ 03	15:30	3.05 USD	0.01		1
Duesseldorf	2024/07/ 11	08:12	2.695 EUR	0.00		3
Berlin	2024/07/ 11	21:43	2.665 EUR	0.00		17

Company profile

Company Logo



AMSC ASA

Company Profile

-

Contact Details

AMSC ASA

--

Telefon: -

Fax: -

E-mail: -