

## AZELIS GROUP N.V.

ISIN: **BE0974400328** WKN: -

## Overview

2024/06/28 19:30:10

Price

16.57 EUR

Difference  -3.55% (-0.61)

## General attributes

ISIN BE0974400328

Symbol AZE

Exchange Duesseldorf

Currency EUR

Sector Chemical / Pharmaceutical / Health

Security type Stock

Market cap (m) 4,088 EUR

Benchmark BEL 20 INDEX

## Market data

Bid (Bid size) -

Ask (Ask size) -

Open 17.04 EUR

High 17.15 EUR

Low 16.57 EUR

Close (prev. day) 17.18 EUR

VWAP -

Volume (pcs) 0

Trading volume 0.00

Number of trades 6

Last size 0

## Futures and Options

Related Futures -

Related Options -

5Y













Information about previous performance does not guarantee future performance.

Source: FactSet

## Recent research

 on sector
  on market

| Date       |   | Headline              | Download  |
|------------|---|-----------------------|---|
| 2024/06/21 |  | Global Equity Ratings |  |
| 2024/06/14 |  | Global Equity Ratings |  |
| 2024/05/29 |  | Global Equity Ratings |  |
| 2024/04/26 |  | Global Equity Ratings |  |
| 2024/04/03 |  | Global Equity Ratings |  |

## Details

2024/06/28 19:30:10

## Price

16.57 EUR

Difference ▼ -3.55% (-0.61)

## General attributes

|                |                                    |
|----------------|------------------------------------|
| ISIN           | BE0974400328                       |
| Symbol         | AZE                                |
| Exchange       | Duesseldorf                        |
| Currency       | EUR                                |
| Sector         | Chemical / Pharmaceutical / Health |
| Security type  | Stock                              |
| Market cap (m) | 4,088 EUR                          |
| Benchmark      | BEL 20 INDEX                       |

## Market data

|                   |           |
|-------------------|-----------|
| Bid (Bid size)    | -         |
| Ask (Ask size)    | -         |
| Open              | 17.04 EUR |
| High              | 17.15 EUR |
| Low               | 16.57 EUR |
| Close (prev. day) | 17.18 EUR |
| VWAP              | -         |
| Volume (pcs)      | 0         |
| Trading volume    | 0.00      |
| Number of trades  | 6         |
| Last size         | 0         |

## Performance and Risk

|             | 6m      | 1Y      | 3Y   |
|-------------|---------|---------|------|
| Perf (%)    | -24.75% | -19.25% | -    |
| Perf (abs.) | -5.45   | -3.95   | -    |
| Beta        | 0.63    | 0.85    | 1.13 |
| Volatility  | 34.29   | 34.94   | -    |

5Y



Information about previous performance does not guarantee future performance.  
Source: FactSet

## Price data

|   |                        |
|---|------------------------|
| Ø price 5 days   Ø volume 5 days (pcs.)     | 17.31 EUR (0)          |
| Ø price 30 days   Ø volume 30 days (pcs.)   | 18.45 EUR (18)         |
| Ø price 100 days   Ø volume 100 days (pcs.) | 19.54 EUR (5)          |
| Ø price 250 days   Ø volume 250 days (pcs.) | 19.51 EUR (2)          |
| YTD High   date                             | 23.32 EUR (2024/04/24) |
| YTD Low   date                              | 16.57 EUR (2024/06/28) |
| 52 Weeks High   date                        | 23.38 EUR (2023/07/31) |
| 52 Weeks Low   date                         | 15.65 EUR (2023/10/26) |

## All listings for AZELIS GROUP N.V.

| Exchange              | Date       | Time  | Price     | Trading volume (mio.) | Number of trades |
|-----------------------|------------|-------|-----------|-----------------------|------------------|
| Tradegate             | 2024/06/28 | 22:26 | 16.78 EUR | 0.04                  | 9                |
| Stuttgart             | 2024/06/28 | 16:29 | 16.66 EUR | 0.00                  | 4                |
| Munich                | 2024/06/28 | 08:03 | 17.35 EUR | 0.00                  | 2                |
| London Stock Exchange | 2024/06/21 | 17:41 | 18.10 EUR | 0.97                  | 1                |
| Frankfurt             | 2024/06/28 | 17:20 | 16.55 EUR | 0.00                  | 9                |

|                        |            |       |           |      |  |       |  |
|------------------------|------------|-------|-----------|------|--|-------|--|
|                        | 28         |       |           |      |  |       |  |
| FINRA other OTC Issues | 2024/06/13 | 16:22 | 20.07 USD | 0.40 |  | 2     |  |
| Euronext Brussels      | 2024/06/28 | 17:35 | 16.76 EUR | 7.02 |  | 1,269 |  |
| Duesseldorf            | 2024/06/28 | 19:30 | 16.57 EUR | 0.00 |  | 6     |  |
| Berlin                 | 2024/06/28 | 21:50 | 16.75 EUR | 0.00 |  | 19    |  |

## Company profile

### Company Logo



### Company Profile

-

### Contact Details

AZELIS GROUP

--

----

Telefon: -

Fax: -

E-mail: -