

AZELIS GROUP N.V.

ISIN: **BE0974400328** WKN: -

Overview

2024/06/13 16:22:49

Price
20.07 USDDifference  -16.86% (-4.07)

General attributes

ISIN	BE0974400328
Symbol	AZE
Exchange	FINRA other OTC Issues
Currency	USD
Sector	Chemical / Pharmaceutical / Health
Security type	Stock
Market cap (m)	4,088 EUR
Benchmark	BEL 20 INDEX

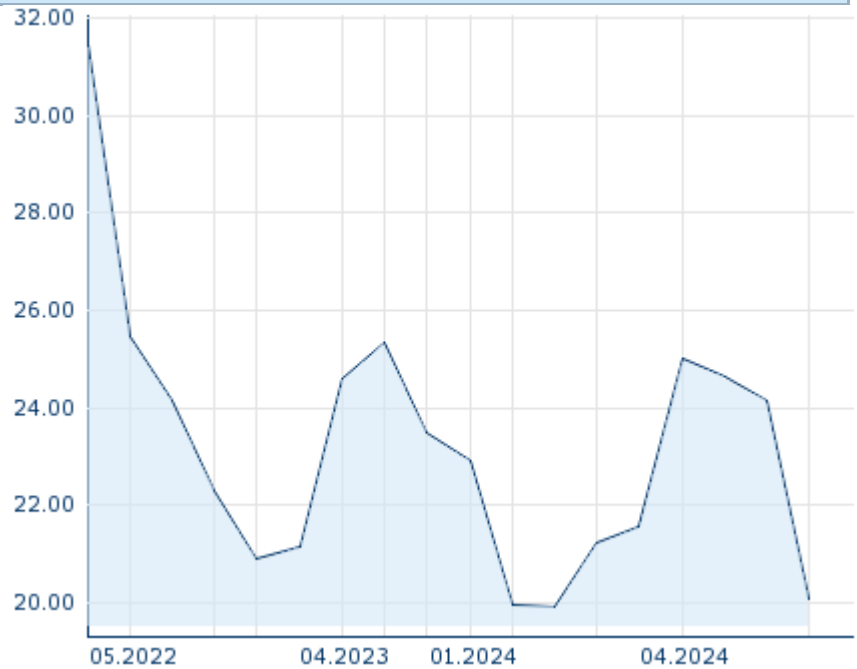
Market data

Bid (Bid size)	-
Ask (Ask size)	-
Open	20.07 USD
High	20.07 USD
Low	20.07 USD
Close (prev. day)	24.14 USD
VWAP	20.0257 USD
Volume (pcs)	20,000
Trading volume	401,400.00
Number of trades	2
Last size	10,000

Futures and Options





Related Futures	-
Related Options	-

5Y



Information about previous performance does not guarantee future performance.
Source: FactSet

Recent research

on sector		on market	
Date		Headline	Download
2024/06/21		Global Equity Ratings	
2024/06/14		Global Equity Ratings	
2024/05/29		Global Equity Ratings	
2024/04/26		Global Equity Ratings	
2024/04/03		Global Equity Ratings	

Details

2024/06/13 16:22:49

Price

20.07 USD

Difference ▼ -16.86% (-4.07)

General attributes

ISIN BE0974400328

Symbol AZE

Exchange FINRA other OTC Issues

Currency USD

Sector Chemical / Pharmaceutical / Health

Security type Stock

Market cap (m) 4,088 EUR

Benchmark BEL 20 INDEX

Market data

Bid (Bid size) -

Ask (Ask size) -

Open 20.07 USD

High 20.07 USD

Low 20.07 USD

Close (prev. day) 24.14 USD

VWAP 20.0257 USD

Volume (pcs) 20,000

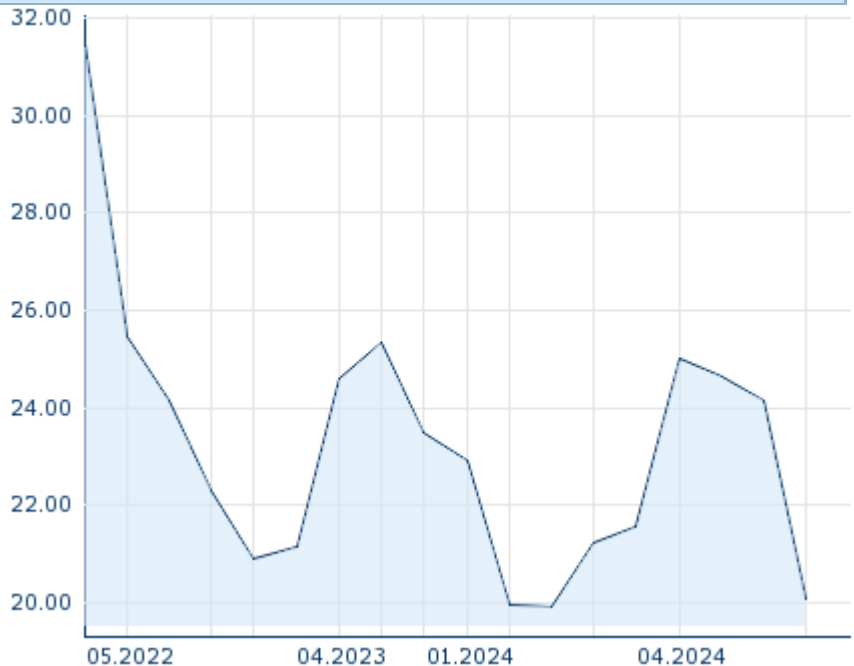
Trading volume 401,400.00

Number of trades 2

Last size 10,000

Performance and Risk

	6m	1Y	3Y
Perf (%)	-	-	-
Perf (abs.)	-	-	-
Beta	0.63	0.85	1.13
Volatility	64.83	59.62	-



5Y

Information about previous performance does not guarantee future performance.
Source: FactSet

Price data

Ø price 5 days Ø volume 5 days (pcs.)	- USD (19)
Ø price 30 days Ø volume 30 days (pcs.)	20.07 USD (684)
Ø price 100 days Ø volume 100 days (pcs.)	22.06 USD (758)
Ø price 250 days Ø volume 250 days (pcs.)	22.29 USD (328)
YTD High date	25.00 USD (2024/04/17)
YTD Low date	19.91 USD (2024/02/20)
52 Weeks High date	25.00 USD (2024/04/17)
52 Weeks Low date	19.91 USD (2024/02/20)

All listings for AZELIS GROUP N.V.

Exchange	Date	Time	Price	Trading volume (mio.)	Number of trades
Tradegate	2024/06/28	22:26	16.78 EUR	0.04	9
Stuttgart	2024/06/28	16:29	16.66 EUR	0.00	4
Munich	2024/06/28	08:03	17.35 EUR	0.00	2
London Stock Exchange	2024/06/21	17:41	18.10 EUR	0.97	1
Frankfurt	2024/06/28	17:20	16.55 EUR	0.00	9

	28						
FINRA other OTC Issues	2024/06/13	16:22	20.07 USD	0.40		2	
Euronext Brussels	2024/06/28	17:35	16.76 EUR	7.02		1,269	
Duesseldorf	2024/06/28	19:30	16.57 EUR	0.00		6	
Berlin	2024/06/28	21:50	16.75 EUR	0.00		19	

Company profile

Company Logo



Company Profile

-

Contact Details

AZELIS GROUP

--

Telefon: -

Fax: -

E-mail: -