

AZELIS GROUP N.V.

ISIN: **BE0974400328** WKN: -

Overview

2024/06/28 16:29:08

Price
16.66 EURDifference  -4.31% (-0.75)

General attributes

ISIN	BE0974400328
Symbol	AZE
Exchange	Stuttgart
Currency	EUR
Sector	Chemical / Pharmaceutical / Health
Security type	Stock
Market cap (m)	4,088 EUR
Benchmark	BEL 20 INDEX

Market data

Bid (Bid size)	- (0)
Ask (Ask size)	- (0)
Open	17.20 EUR
High	17.20 EUR
Low	16.66 EUR
Close (prev. day)	17.41 EUR
VWAP	-
Volume (pcs)	0
Trading volume	0.00
Number of trades	4
Last size	0

Futures and Options







Related Futures	-
Related Options	-

5Y



Information about previous performance does not guarantee future performance.
Source: FactSet

Recent research

on sector		on market	
Date		Headline	Download
2024/06/21		Global Equity Ratings	
2024/06/14		Global Equity Ratings	
2024/05/29		Global Equity Ratings	
2024/04/26		Global Equity Ratings	
2024/04/03		Global Equity Ratings	

Details

2024/06/28 16:29:08

Price

16.66 EUR

Difference ▼ -4.31% (-0.75)

General attributes

ISIN	BE0974400328
Symbol	AZE
Exchange	Stuttgart
Currency	EUR
Sector	Chemical / Pharmaceutical / Health
Security type	Stock
Market cap (m)	4,088 EUR
Benchmark	BEL 20 INDEX

Market data

Bid (Bid size)	- (0)
Ask (Ask size)	- (0)
Open	17.20 EUR
High	17.20 EUR
Low	16.66 EUR
Close (prev. day)	17.41 EUR
VWAP	-
Volume (pcs)	0
Trading volume	0.00
Number of trades	4
Last size	0

Performance and Risk

	6m	1Y	3Y
Perf (%)	-25.16%	-18.97%	-
Perf (abs.)	-5.60	-3.90	-
Beta	0.63	0.85	1.13
Volatility	36.30	36.24	-

5Y



Information about previous performance does not guarantee future performance.
Source: FactSet

Price data

Ø price 5 days Ø volume 5 days (pcs.)	17.48 EUR (0)
Ø price 30 days Ø volume 30 days (pcs.)	18.62 EUR (0)
Ø price 100 days Ø volume 100 days (pcs.)	19.67 EUR (50)
Ø price 250 days Ø volume 250 days (pcs.)	19.66 EUR (22)
YTD High date	23.38 EUR (2024/04/24)
YTD Low date	16.66 EUR (2024/06/28)
52 Weeks High date	23.44 EUR (2023/07/31)
52 Weeks Low date	15.78 EUR (2023/10/26)

All listings for AZELIS GROUP N.V.

Exchange	Date	Time	Price	Trading volume (mio.)	Number of trades
Tradegate	2024/06/28	22:26	16.78 EUR	0.04	9
Stuttgart	2024/06/28	16:29	16.66 EUR	0.00	4
Munich	2024/06/28	08:03	17.35 EUR	0.00	2
London Stock Exchange	2024/06/21	17:41	18.10 EUR	0.97	1
Frankfurt	2024/06/28	17:20	16.55 EUR	0.00	9

	28						
FINRA other OTC Issues	2024/06/13	16:22	20.07 USD	0.40		2	
Euronext Brussels	2024/06/28	17:35	16.76 EUR	7.02		1,269	
Duesseldorf	2024/06/28	19:30	16.57 EUR	0.00		6	
Berlin	2024/06/28	21:50	16.75 EUR	0.00		19	

Company profile

Company Logo



Company Profile

-

Contact Details

AZELIS GROUP

--

Telefon: -

Fax: -

E-mail: -