

HENKEL PREF. (HENG) - EUX/20221021

2022/08/12 18:52:44

Price
64.805 EURDifference  0.53% (0.34)

General attributes

Symbol	HENGV22
Exchange	Eurex
Currency	EUR
Security type	Future
Underlying	HENKEL AG & CO VZ
Maturity	10-2022
Contract size	100

Market data

Bid (Bid size)	- EUR (-)
Ask (Ask size)	- EUR (-)
Open	64.805 EUR
High	64.805 EUR
Low	64.805 EUR
Close (prev. day)	64.4661 EUR
Underlying	HENKEL AG & CO VZ
Underlying price (date)	64.78 (22/08/12)
Settlement price (date)	64.81 (22/08/12)
Open Interest	0

Performance and Risk

	6m	1Y	3Y
Perf (%)	-12.40%	-	-
Perf (abs.)	-9.18	-	-
Beta	-	-	-
Volatility	26.89	28.43	28.43

Futures and Options

Related Futures	-
Related Options	-












Information about previous performance does not guarantee future performance.
Source: FactSet

Price data

Ø price 5 days Ø volume 5 days (pcs.)	64.723 EUR (0)
Ø price 30 days Ø volume 30 days (pcs.)	62.206 EUR (0)
Ø price 100 days Ø volume 100 days (pcs.)	61.255 EUR (0)
Ø price 250 days Ø volume 250 days (pcs.)	- EUR (0)
YTD High date	80.615 EUR (2022/01/14)
YTD Low date	57.540 EUR (2022/06/16)
52 Weeks High date	80.615 EUR (2022/01/14)
52 Weeks Low date	57.540 EUR (2022/06/16)

Recent Research

on underlying	on sector	on market		
Date			Headline	Download
2022/05/04			Global Equity Ratings	
2022/04/27			Global Equity Ratings	
2022/04/14			Global Equity Ratings	
2022/03/29			Global Equity Ratings	
2022/03/10			Global Equity Ratings	