

## HENKEL PREF. (HENG) - EUX/20221021

2022/08/05 18:54:16

Price  
**63.8474** EURDifference  -0.40% (-0.26)

## General attributes

Symbol	HENGV22
Exchange	Eurex
Currency	EUR
Security type	Future
Underlying	HENKEL AG & CO VZ
Maturity	10-2022
Contract size	100

## Market data

Bid (Bid size)	- EUR (-)
Ask (Ask size)	- EUR (-)
Open	63.8474 EUR
High	63.8474 EUR
Low	63.8474 EUR
Close (prev. day)	64.1063 EUR
Underlying	HENKEL AG & CO VZ
Underlying price (date)	64.68 (22/08/08)
Settlement price (date)	63.85 (22/08/05)
Open Interest	0

## Performance and Risk

	6m	1Y	3Y
Perf (%)	-7.64%	-	-
Perf (abs.)	-5.28	-	-
Beta	-	-	-
Volatility	27.25	28.69	28.69

## Futures and Options

Related Futures	-
Related Options	-












5Y

## Price data

Ø price 5 days   Ø volume 5 days (pcs.)	63.3908 EUR (0)
Ø price 30 days   Ø volume 30 days (pcs.)	61.3960 EUR (0)
Ø price 100 days   Ø volume 100 days (pcs.)	61.1315 EUR (0)
Ø price 250 days   Ø volume 250 days (pcs.)	- EUR (0)
YTD High   date	80.6153 EUR (2022/01/14)
YTD Low   date	57.5395 EUR (2022/06/16)
52 Weeks High   date	80.6153 EUR (2022/01/14)
52 Weeks Low   date	57.5395 EUR (2022/06/16)

## Recent Research

on underlying	on sector	on market	
Date		Headline	Download
2022/05/04		Global Equity Ratings	
2022/04/27		Global Equity Ratings	
2022/04/14		Global Equity Ratings	
2022/03/29		Global Equity Ratings	
2022/03/10		Global Equity Ratings	