

BANCO SANTANDER S.A. (SANH) - EUX/20221021

2022/08/12 18:53:45

Price
2.6675 EURDifference  1.13% (0.03)

General attributes

Symbol	SANHV22
Exchange	Eurex
Currency	EUR
Security type	Future
Underlying	BANCO SANTANDER SA
Maturity	10-2022
Contract size	100

Market data

Bid (Bid size)	- EUR (-)
Ask (Ask size)	- EUR (-)
Open	2.6675 EUR
High	2.6675 EUR
Low	2.6675 EUR
Close (prev. day)	2.6376 EUR
Underlying	BANCO SANTANDER SA
Underlying price (date)	2.6665 (22/08/12)
Settlement price (date)	2.67 (22/08/12)
Open Interest	0

Performance and Risk

	6m	1Y	3Y
Perf (%)	-22.17%	-	-
Perf (abs.)	-0.76	-	-
Beta	-	-	-
Volatility	42.05	38.05	38.05

Futures and Options

Related Futures	-
Related Options	-

5Y











Information about previous performance does not guarantee future performance.
Source: FactSet

Price data

Ø price 5 days Ø volume 5 days (pcs.)	2.6066 EUR (0)
Ø price 30 days Ø volume 30 days (pcs.)	2.4987 EUR (0)
Ø price 100 days Ø volume 100 days (pcs.)	2.7731 EUR (0)
Ø price 250 days Ø volume 250 days (pcs.)	- EUR (0)
YTD High date	3.4274 EUR (2022/02/11)
YTD Low date	2.3375 EUR (2022/07/14)
52 Weeks High date	3.4274 EUR (2022/02/11)
52 Weeks Low date	2.3375 EUR (2022/07/14)

Recent Research

on underlying on sector on market			
Date		Headline	Download
2022/05/04		Global Equity Ratings	
2022/04/27		Global Equity Ratings	
2022/04/14		Global Equity Ratings	
2022/03/29		Global Equity Ratings	
2022/03/10		Global Equity Ratings	