

## CODEXIS INC.

ISIN: US1920051067

WKN: 192005106

## Overview

2024/07/18 08:07:19

5Y

## Price

3.104 EUR

Difference  -7.40% (-0.25)

## General attributes

ISIN	US1920051067
Symbol	CDXS
Exchange	Berlin
Currency	EUR
Sector	-
Security type	Stock
Market cap (m)	222 EUR
Benchmark	S&P 500

## Market data

Bid (Bid size)	3.104 EUR (384)
Ask (Ask size)	3.196 EUR (384)
Open	3.104 EUR
High	3.104 EUR
Low	3.104 EUR
Close (prev. day)	3.352 EUR
VWAP	-
Volume (pcs)	0
Trading volume	0.00
Number of trades	1
Last size	0







## Futures and Options

Related Futures	-
Related Options	-



Information about previous performance does not guarantee future performance.  
Source: FactSet

## Recent research

on market		
Date	Headline	Download
2024/07/12	 Global Equity Ratings	
2024/07/08	 Akciové trhy - denní zpráva	
2024/07/03	 Global Strategy 3Q 2024	
2024/06/21	 Global Equity Ratings	
2024/05/29	 Global Equity Ratings	

## Details

2024/07/18 08:07:19

## Price

3.104 EUR

Difference ▼ -7.40% (-0.25)

## General attributes

ISIN	US1920051067
Symbol	CDXS
Exchange	Berlin
Currency	EUR
Sector	-
Security type	Stock
Market cap (m)	222 EUR
Benchmark	S&P 500

## Market data

Bid (Bid size)	3.104 EUR (384)
Ask (Ask size)	3.196 EUR (384)
Open	3.104 EUR
High	3.104 EUR
Low	3.104 EUR
Close (prev. day)	3.352 EUR
VWAP	-
Volume (pcs)	0
Trading volume	0.00
Number of trades	1
Last size	0

## Performance and Risk

	6m	1Y	3Y
Perf (%)	+35.76%	+20.45%	-79.68%
Perf (abs.)	+0.88	+0.57	-13.15
Beta	2.68	3.02	2.06
Volatility	93.22	94.83	85.47

5Y



Information about previous performance does not guarantee future performance.  
Source: FactSet

## Price data

Ø price 5 days   Ø volume 5 days (pcs.)	2.961 EUR (0)
Ø price 30 days   Ø volume 30 days (pcs.)	2.836 EUR (0)
Ø price 100 days   Ø volume 100 days (pcs.)	3.003 EUR (1)
Ø price 250 days   Ø volume 250 days (pcs.)	2.469 EUR (0)
YTD High   date	4.222 EUR (2024/03/01)
YTD Low   date	2.393 EUR (2024/02/06)
52 Weeks High   date	4.222 EUR (2024/03/01)
52 Weeks Low   date	1.404 EUR (2023/09/26)

## Arbitrage views

Exchange <span>⊕</span>	Date	Time	Price	Trading volume (mio.)	Number of trades
Tradegate	2024/07/17	22:26	3.15 EUR	0.00	2
Stuttgart	2024/07/18	08:08	3.104 EUR	0.00	1
Nasdaq	2024/07/17	22:00	3.44 USD	1.56	5,375
Munich	2024/07/18	08:00	3.108 EUR	0.00	1
London Stock	2022/08/	15:30	6.78 USD	0.01	1

Exchange	01						
Frankfurt	2024/07/18	08:05	3.004	EUR	0.00		1
Duesseldorf	2024/07/18	08:11	3.102	EUR	0.00		1
Berlin	2024/07/18	08:07	3.104	EUR	0.00		1

## Company profile

### Company Logo



### Company Profile

-

### Contact Details

CODEXIS INC.

--

----

Telefon: -

Fax: -

E-mail: -