

## CYBERAGENT INC.

ISIN: JP3311400000 WKN: 4751

## Overview

2024/09/12 17:25:10

Price  
6.65 EURDifference  0.76% (0.05)

## General attributes

ISIN	JP3311400000
Symbol	4751
Exchange	Hanover
Currency	EUR
Sector	-
Security type	Stock
Market cap (m)	3,412 EUR
Benchmark	NIKKEI 225

## Market data

Bid (Bid size)	-
Ask (Ask size)	-
Open	6.65 EUR
High	6.65 EUR
Low	6.65 EUR
Close (prev. day)	6.60 EUR
VWAP	-
Volume (pcs)	0
Trading volume	0.00
Number of trades	4
Last size	0

## Futures and Options

Related Futures	-
Related Options	-











5Y



Information about previous performance does not guarantee future performance.  
Source: FactSet

## Recent research

on market

Date		Headline	Download
2024/09/11		Global Equity Ratings	
2024/09/05		Global Equity Ratings	
2024/08/12		Global Equity Ratings	
2024/02/22		Global Equity Ratings	
2023/10/27		Global Equity Ratings	

## Details

2024/09/12 17:25:10

## Price

6.65 EUR

Difference ▲ 0.76% (0.05)

## General attributes

ISIN	JP3311400000
Symbol	4751
Exchange	Hanover
Currency	EUR
Sector	-
Security type	Stock
Market cap (m)	3,412 EUR
Benchmark	NIKKEI 225

## Market data

Bid (Bid size)	-
Ask (Ask size)	-
Open	6.65 EUR
High	6.65 EUR
Low	6.65 EUR
Close (prev. day)	6.60 EUR
VWAP	-
Volume (pcs)	0
Trading volume	0.00
Number of trades	4
Last size	0

## Performance and Risk

	6m	1Y	3Y
Perf (%)	+2.31%	+23.15%	-
Perf (abs.)	+0.15	+1.25	-
Beta	0.81	0.75	0.89
Volatility	40.64	39.36	-

5Y



Information about previous performance does not guarantee future performance.  
Source: FactSet

## Price data

Ø price 5 days   Ø volume 5 days (pcs.)	6.46 EUR (0)
Ø price 30 days   Ø volume 30 days (pcs.)	6.03 EUR (0)
Ø price 100 days   Ø volume 100 days (pcs.)	5.82 EUR (0)
Ø price 250 days   Ø volume 250 days (pcs.)	5.75 EUR (0)
YTD High   date	6.75 EUR (2024/03/22)
YTD Low   date	5.10 EUR (2024/08/05)
52 Weeks High   date	6.75 EUR (2024/03/22)
52 Weeks Low   date	4.72 EUR (2023/11/01)

## Arbitrage views

Exchange <span>⊕</span>	Date	Time	Price	Trading volume (mio.)	Number of trades
Tradegate	2024/09/12	22:26	6.80 EUR	0.00	1
Tokyo Stock Exchange	2024/09/12	08:00	1,058.50 JPY	36.01	3,919
Stuttgart	2024/09/12	08:05	6.70 EUR	0.00	3
Munich	2024/09/12	08:18	6.65 EUR	0.00	2
Hanover	2024/09/12	17:25	6.65 EUR	0.00	4

	12					
Frankfurt	2024/09/ 12	08:43	6.70 EUR	0.00		2
FINRA other OTC Issues	2024/09/ 09	21:18	6.86 USD	0.00		1
Duesseldorf	2024/09/ 12	19:30	6.65 EUR	0.00		7
Berlin	2024/09/ 12	21:05	6.75 EUR	0.00		9

## Company profile

### Company Logo

#### Contact Details

CYBER AGENT

--

----

Telefon: -

Fax: -

E-mail: -

### Company Profile

-