

CYBERAGENT INC.

ISIN: JP3311400000 WKN: 4751

Overview

2024/05/03 08:00:44

Price
5.70 EURDifference  0.88% (0.05)

General attributes

ISIN	JP3311400000
Symbol	4751
Exchange	Hanover
Currency	EUR
Sector	-
Security type	Stock
Market cap (m)	2,862 EUR
Benchmark	NIKKEI 225

Market data

Bid (Bid size)	-
Ask (Ask size)	-
Open	5.70 EUR
High	5.70 EUR
Low	5.70 EUR
Close (prev. day)	5.65 EUR
VWAP	-
Volume (pcs)	0
Trading volume	0.00
Number of trades	3
Last size	0

Futures and Options

Related Futures	-
Related Options	-











5Y



Information about previous performance does not guarantee future performance.
Source: FactSet

Recent research

on market

Date		Headline	Download
2024/02/22		Global Equity Ratings	
2023/10/27		Global Equity Ratings	
2023/09/29		Global Equity Ratings	
2023/09/08		Global Equity Ratings	
2023/08/22		Global Equity Ratings	

Details

2024/05/03 08:00:44

Price

5.70 EUR

Difference ▲ 0.88% (0.05)

General attributes

ISIN	JP3311400000
Symbol	4751
Exchange	Hanover
Currency	EUR
Sector	-
Security type	Stock
Market cap (m)	2,862 EUR
Benchmark	NIKKEI 225

Market data

Bid (Bid size)	-
Ask (Ask size)	-
Open	5.70 EUR
High	5.70 EUR
Low	5.70 EUR
Close (prev. day)	5.65 EUR
VWAP	-
Volume (pcs)	0
Trading volume	0.00
Number of trades	3
Last size	0

Performance and Risk

	6m	1Y	3Y
Perf (%)	+4.59%	-25.00%	-
Perf (abs.)	+0.25	-1.90	-
Beta	0.63	0.64	0.95
Volatility	35.27	37.84	-

5Y



Information about previous performance does not guarantee future performance.
Source: FactSet

Price data

Ø price 5 days Ø volume 5 days (pcs.)	5.89 EUR (0)
Ø price 30 days Ø volume 30 days (pcs.)	6.30 EUR (0)
Ø price 100 days Ø volume 100 days (pcs.)	6.07 EUR (0)
Ø price 250 days Ø volume 250 days (pcs.)	5.95 EUR (0)
YTD High date	6.75 EUR (2024/03/22)
YTD Low date	5.50 EUR (2024/01/16)
52 Weeks High date	7.90 EUR (2023/05/12)
52 Weeks Low date	4.72 EUR (2023/11/01)

All listings for CYBERAGENT INC.

Exchange ⊕	Date	Time	Price	Trading volume (mio.)	Number of trades
Tradegate	2024/05/03	22:02	5.70 EUR	0.00	1
Tokyo Stock Exchange	2024/05/02	08:00	942.20 JPY	112.84	21,804
Stuttgart	2024/05/03	08:02	5.70 EUR	0.00	3
Munich	2024/05/03	08:03	5.70 EUR	0.00	1
Hanover	2024/05/03	08:00	5.70 EUR	0.00	3

	03					
Frankfurt	2024/05/ 03	08:11	5.70 EUR	0.00		2
FINRA other OTC Issues	2024/05/ 03	16:25	6.228 USD	0.00		1
Duesseldorf	2024/05/ 03	19:31	5.60 EUR	0.00		7
Berlin	2024/05/ 03	21:05	5.70 EUR	0.00		8

Company profile

Company Logo

Contact Details

CYBER AGENT

--

Telefon: -

Fax: -

E-mail: -

Company Profile

-