

CYBERAGENT INC.

ISIN: JP3311400000 WKN: 4751

Overview

2024/04/19 08:00:56

Price
6.10 EURDifference  0.00% (0.00)

General attributes

ISIN	JP3311400000
Symbol	4751
Exchange	Hanover
Currency	EUR
Sector	-
Security type	Stock
Market cap (m)	3,098 EUR
Benchmark	NIKKEI 225

Market data

Bid (Bid size)	-
Ask (Ask size)	-
Open	6.10 EUR
High	6.10 EUR
Low	6.10 EUR
Close (prev. day)	6.10 EUR
VWAP	-
Volume (pcs)	0
Trading volume	0.00
Number of trades	1
Last size	0

Futures and Options

Related Futures	-
Related Options	-











5Y



Information about previous performance does not guarantee future performance.
Source: FactSet

Recent research

on market

Date		Headline	Download
2024/02/22		Global Equity Ratings	
2023/10/27		Global Equity Ratings	
2023/09/29		Global Equity Ratings	
2023/09/08		Global Equity Ratings	
2023/08/22		Global Equity Ratings	

Details

2024/04/19 08:00:56

Price

6.10 EUR

Difference ➔ 0.00% (0.00)

General attributes

ISIN	JP3311400000
Symbol	4751
Exchange	Hanover
Currency	EUR
Sector	-
Security type	Stock
Market cap (m)	3,098 EUR
Benchmark	NIKKEI 225

Market data

Bid (Bid size)	-
Ask (Ask size)	-
Open	6.10 EUR
High	6.10 EUR
Low	6.10 EUR
Close (prev. day)	6.10 EUR
VWAP	-
Volume (pcs)	0
Trading volume	0.00
Number of trades	1
Last size	0

Performance and Risk

	6m	1Y	3Y
Perf (%)	+22.98%	-21.29%	-
Perf (abs.)	+1.14	-1.65	-
Beta	0.63	0.62	0.93
Volatility	38.98	37.13	-

5Y



Information about previous performance does not guarantee future performance.
Source: FactSet

Price data

Ø price 5 days Ø volume 5 days (pcs.)	6.12 EUR (0)
Ø price 30 days Ø volume 30 days (pcs.)	6.45 EUR (0)
Ø price 100 days Ø volume 100 days (pcs.)	6.02 EUR (0)
Ø price 250 days Ø volume 250 days (pcs.)	6.01 EUR (0)
YTD High date	6.75 EUR (2024/03/22)
YTD Low date	5.50 EUR (2024/01/16)
52 Weeks High date	8.00 EUR (2023/04/21)
52 Weeks Low date	4.72 EUR (2023/11/01)

All listings for CYBERAGENT INC.

Exchange ⊕	Date	Time	Price	Trading volume (mio.)	Number of trades
Tradegate	2024/04/19	22:26	6.15 EUR	0.00	1
Tokyo Stock Exchange	2024/04/19	08:00	1,007.00 JPY	49.33	11,381
Stuttgart	2024/04/19	08:03	6.10 EUR	0.00	1
Munich	2024/04/19	08:14	6.10 EUR	0.00	1
Hanover	2024/04/19	08:00	6.10 EUR	0.00	1

	19					
Frankfurt	2024/04/ 19	08:26	6.10 EUR	0.00		1
FINRA other OTC Issues	2024/04/ 17	20:45	6.51 USD	0.00		1
Duesseldorf	2024/04/ 19	19:30	6.05 EUR	0.00		6
Berlin	2024/04/ 19	21:05	6.15 EUR	0.00		7

Company profile

Company Logo

Contact Details

CYBER AGENT

--

Telefon: -

Fax: -

E-mail: -

Company Profile

-