

CHIBA BANK LTD.

ISIN: JP3511800009 WKN: 8331

Overview

2024/07/11 08:00:31

Price
7.75 EURDifference  -1.27% (-0.10)

General attributes

ISIN	JP3511800009
Symbol	8331
Exchange	Hanover
Currency	EUR
Sector	Financial
Security type	Stock
Market cap (m)	6,430 EUR
Benchmark	NIKKEI 225

Market data

Bid (Bid size)	7.80 EUR (350)
Ask (Ask size)	8.00 EUR (350)
Open	7.75 EUR
High	7.75 EUR
Low	7.75 EUR
Close (prev. day)	7.85 EUR
VWAP	-
Volume (pcs)	0
Trading volume	0.00
Number of trades	1
Last size	0

Futures and Options









Related Futures	-
Related Options	-

5Y



Information about previous performance does not guarantee future performance.
Source: FactSet

Recent research

on sector		on market	
Date		Headline	Download
2024/07/11		Akciové trhy - denní zpráva	
2024/07/10		Akciové trhy - denní zpráva	
2024/07/09		Akciové trhy - denní zpráva	
2024/07/08		Akciové trhy - denní zpráva	
2024/07/04		Akciové trhy - denní zpráva	

Details

2024/07/11 08:00:31

Price
7.75 EURDifference ▼ -1.27% (-0.10)

General attributes

ISIN	JP351180009
Symbol	8331
Exchange	Hanover
Currency	EUR
Sector	Financial
Security type	Stock
Market cap (m)	6,430 EUR
Benchmark	NIKKEI 225

Market data

Bid (Bid size)	7.80 EUR (350)
Ask (Ask size)	8.00 EUR (350)
Open	7.75 EUR
High	7.75 EUR
Low	7.75 EUR
Close (prev. day)	7.85 EUR
VWAP	-
Volume (pcs)	0
Trading volume	0.00
Number of trades	1
Last size	0

Performance and Risk

	6m	1Y	3Y
Perf (%)	+20.77%	+36.52%	-
Perf (abs.)	+1.35	+2.10	-
Beta	0.69	0.56	0.48
Volatility	28.01	29.39	-

5Y



Information about previous performance does not guarantee future performance.
Source: FactSet

Price data

Ø price 5 days Ø volume 5 days (pcs.)	7.87 EUR (0)
Ø price 30 days Ø volume 30 days (pcs.)	8.12 EUR (0)
Ø price 100 days Ø volume 100 days (pcs.)	7.78 EUR (0)
Ø price 250 days Ø volume 250 days (pcs.)	7.10 EUR (0)
YTD High date	8.75 EUR (2024/06/03)
YTD Low date	6.40 EUR (2024/01/19)
52 Weeks High date	8.75 EUR (2024/06/03)
52 Weeks Low date	5.70 EUR (2023/07/24)

Arbitrage views

Exchange	Date	Time	Price	Trading volume (mio.)	Number of trades
Tradegate	2024/07/10	22:02	8.05 EUR	0.00	1
Tokyo Stock Exchange	2024/07/11	08:00	1,380.50 JPY	28.35	2,856
Stuttgart	2024/07/11	08:14	7.80 EUR	0.00	1
Hanover	2024/07/11	08:00	7.75 EUR	0.00	1
Frankfurt	2024/07/11	08:06	7.80 EUR	0.00	1

	11					
FINRA other OTC Issues	2024/05/03	18:36	8.8462 USD	0.13		3
Duesseldorf	2024/07/11	19:31	7.70 EUR	0.00		5
Berlin	2024/07/11	08:19	7.80 EUR	0.00		1

Company profile

Company Logo



Company Profile

-

Contact Details

CHIBA BANK

--

1-2, Chiba-Minato, Chuo-ku - 260-8720
Chiba

Telefon: 043-245-1111

Fax: 043-244-6654

E-mail: -