

KURARAY CORP LTD.

ISIN: JP3269600007 WKN: 3405

Overview

2024/07/29 08:01:26

Price

11.20 EUR

Difference  2.75% (0.30)

General attributes

ISIN JP3269600007

Symbol 3405

Exchange Hanover

Currency EUR

Sector Chemical / Pharmaceutical / Health

Security type Stock

Market cap (m) 3,980 EUR

Benchmark NIKKEI 225

Market data

Bid (Bid size) -

Ask (Ask size) -

Open 11.20 EUR

High 11.20 EUR

Low 11.20 EUR

Close (prev. day) 10.90 EUR

VWAP -

Volume (pcs) 0

Trading volume 0.00

Number of trades 3

Last size 0

Futures and Options

Related Futures -

Related Options -

5Y













Information about previous performance does not guarantee future performance.

Source: FactSet

Recent research

 on sector
 on market

Date		Headline	Download
2024/07/24		Global Equity Ratings	
2024/07/12		Global Equity Ratings	
2024/06/21		Global Equity Ratings	
2024/06/14		Global Equity Ratings	
2024/05/29		Global Equity Ratings	

Details

2024/07/29 08:01:26

Price

11.20 EUR

Difference ▲ 2.75% (0.30)

General attributes

ISIN JP3269600007

Symbol 3405

Exchange Hanover

Currency EUR

Sector Chemical / Pharmaceutical / Health

Security type Stock

Market cap (m) 3,980 EUR

Benchmark NIKKEI 225

Market data

Bid (Bid size) -

Ask (Ask size) -

Open 11.20 EUR

High 11.20 EUR

Low 11.20 EUR

Close (prev. day) 10.90 EUR

VWAP -

Volume (pcs) 0

Trading volume 0.00

Number of trades 3

Last size 0

Performance and Risk

	6m	1Y	3Y
Perf (%)	+18.52%	+23.76%	-
Perf (abs.)	+1.75	+2.15	-
Beta	0.50	0.52	0.59
Volatility	25.23	26.67	-

5Y



Information about previous performance does not guarantee future performance.
Source: FactSet

Price data

Ø price 5 days Ø volume 5 days (pcs.)	11.04 EUR (0)
Ø price 30 days Ø volume 30 days (pcs.)	10.78 EUR (0)
Ø price 100 days Ø volume 100 days (pcs.)	10.43 EUR (0)
Ø price 250 days Ø volume 250 days (pcs.)	10.02 EUR (0)
YTD High date	11.40 EUR (2024/05/23)
YTD Low date	8.95 EUR (2024/03/05)
52 Weeks High date	11.40 EUR (2024/05/23)
52 Weeks Low date	8.45 EUR (2023/08/08)

All listings for KURARAY CORP LTD.

Exchange ⊕	Date	Time	Price	Trading volume (mio.)	Number of trades
Tradegate	2024/07/29	22:02	11.20 EUR	0.00	1
Tokyo Stock Exchange	2024/07/29	08:00	1,876.50 JPY	16.67	2,143
Stuttgart	2024/07/29	08:06	11.10 EUR	0.00	3
Hanover	2024/07/29	08:01	11.20 EUR	0.00	3
Frankfurt	2024/07/29	08:09	11.20 EUR	0.00	2

	29					
FINRA other OTC Issues	2024/04/30	15:30	10.98 USD	0.00		3
Duesseldorf	2024/07/29	19:31	11.10 EUR	0.00		6
Berlin	2024/07/29	08:11	11.20 EUR	0.00		3

Company profile

Company Logo



Company Profile

-

Contact Details

KURARAY

--

1-12-39, Umeda, Kita-ku - 530-8611 Osaka

Telefon: 06-6348-2111

Fax: 06-6348-2165

E-mail: -