

MITSUI FUDOSAN CORP LTD.

ISIN: **JP3893200000** WKN:
8801

Overview

2022/05/16 08:01:10

Price

19.90 EUR

Difference  -0.50% (-0.10)

General attributes

ISIN	JP3893200000
Symbol	8801
Exchange	Hanover
Currency	EUR
Sector	Other
Security type	Stock
Market cap (m)	19,191 EUR
Benchmark	NIKKEI 225

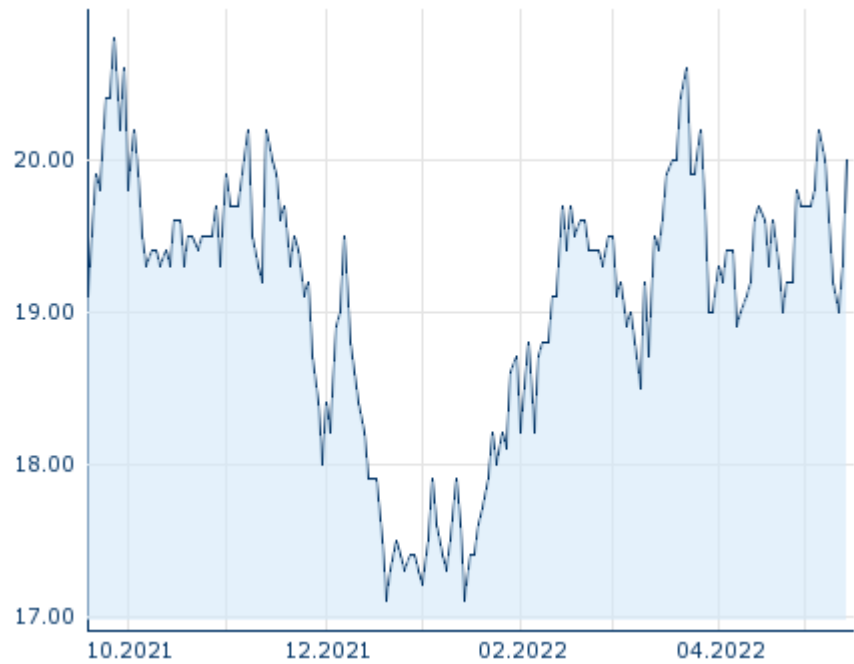
Market data

Bid (Bid size)	19.70 EUR (300)
Ask (Ask size)	20.20 EUR (300)
Open	19.90 EUR
High	19.90 EUR
Low	19.90 EUR
Close (prev. day)	20.00 EUR
VWAP	-
Volume (pcs)	0
Trading volume	0.00
Number of trades	1
Last size	0

Futures and Options











Related Futures	-
Related Options	-

5Y



Information about previous performance does not guarantee future performance.
 Source: FactSet

Recent research

on sector		on market	
Date		Headline	Download
2022/05/04		Global Equity Ratings	
2022/04/27		České shrnutí reportu na CTP	
2022/04/27		Global Equity Ratings	
2022/04/14		Global Equity Ratings	
2022/03/29		Global Equity Ratings	

Details

2022/05/16 08:01:10

Price

19.90 EUR

Difference ▼ -0.50% (-0.10)

General attributes

ISIN	JP3893200000
Symbol	8801
Exchange	Hanover
Currency	EUR
Sector	Other
Security type	Stock
Market cap (m)	19,191 EUR
Benchmark	NIKKEI 225

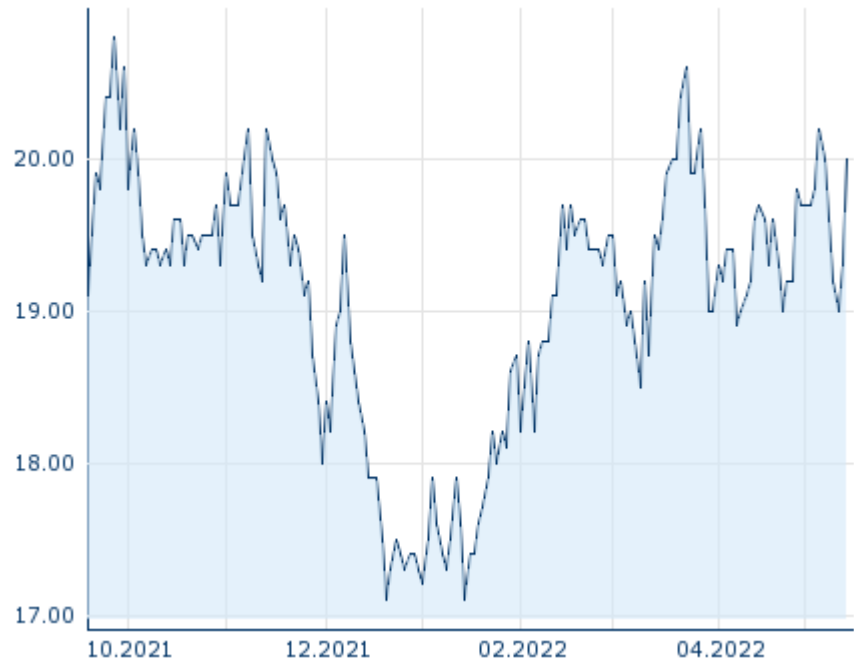
Market data

Bid (Bid size)	19.70 EUR (300)
Ask (Ask size)	20.20 EUR (300)
Open	19.90 EUR
High	19.90 EUR
Low	19.90 EUR
Close (prev. day)	20.00 EUR
VWAP	-
Volume (pcs)	0
Trading volume	0.00
Number of trades	1
Last size	0

Performance and Risk

	6m	1Y	3Y
Perf (%)	-0.99%	-	-
Perf (abs.)	-0.20	-	-
Beta	0.75	0.81	0.98
Volatility	26.65	27.10	27.10

5Y



Information about previous performance does not guarantee future performance.
Source: FactSet

Price data

Ø price 5 days Ø volume 5 days (pcs.)	19.42 EUR (0)
Ø price 30 days Ø volume 30 days (pcs.)	19.43 EUR (0)
Ø price 100 days Ø volume 100 days (pcs.)	18.89 EUR (0)
Ø price 250 days Ø volume 250 days (pcs.)	- EUR (0)
YTD High date	20.60 EUR (2022/03/23)
YTD Low date	17.10 EUR (2022/01/14)
52 Weeks High date	20.80 EUR (2021/09/28)
52 Weeks Low date	17.10 EUR (2021/12/20)

All listings for MITSUI FUDOSAN CORP LTD.

Exchange	Date	Time	Price	Trading volume (mio.)	Number of trades
Tradegate	2022/05/13	22:27	20.60 EUR	0.00	1
Tokyo Stock Exchange	2022/05/16	08:00	2,693.50 JPY	116.85	9,077
Stuttgart	2022/05/16	08:00	19.90 EUR	0.00	1
Munich	2022/05/16	08:00	19.80 EUR	0.00	1
Hanover	2022/05/16	08:01	19.90 EUR	0.00	1

	16					
Frankfurt	2022/05/ 16	08:15	19.80 EUR	0.00		1
FINRA other OTC Issues	2022/05/ 13	15:52	21.31 USD	0.00		2
Duesseldorf	2022/05/ 16	19:00	19.80 EUR	0.00		13
Berlin	2022/05/ 16	08:04	19.80 EUR	0.00		1

Company profile

Company Logo



Company Profile

Contact Details

MITSUI FUDOSAN

--

2-1-1, Nihonbashi-Muromachi, Chuo-ku -
103-0022 Tokyo

Telefon: 03-3246-3065

Fax: 03-3246-3552

E-mail: -