


CUMMINS INC.

ISIN: US2310211063      WKN: 231021106

Overview

|                     |   |              |
|---------------------|---|--------------|
| 2024/07/29 08:01:15 |   |              |
| Price               | 267.70 EUR  |              |
| Difference          |  | 2.61% (6.80) |

|                    |              |
|--------------------|--------------|
| General attributes |              |
| ISIN               | US2310211063 |
| Symbol             | CMI          |
| Exchange           | Hanover      |
| Currency           | EUR          |
| Sector             | Industry     |
| Security type      | Stock        |
| Market cap (m)     | 36,702 EUR   |
| Benchmark          | S&P 500      |

|                   |            |
|-------------------|------------|
| Market data       |            |
| Bid (Bid size)    | -          |
| Ask (Ask size)    | -          |
| Open              | 267.70 EUR |
| High              | 267.70 EUR |
| Low               | 267.70 EUR |
| Close (prev. day) | 260.90 EUR |
| VWAP              | -          |
| Volume (pcs)      | 0          |
| Trading volume    | 0.00       |
| Number of trades  | 3          |
| Last size         | 0          |









|                     |   |
|---------------------|---|
| Futures and Options |   |
| Related Futures     | - |
| Related Options     | - |

|                              |   |
|------------------------------|---|
| PDF Downloads                |   |
| Company report: CUMMINS INC. |  |




Information about previous performance does not guarantee future performance.  
Source: FactSet

Recent research

| on sector  |   | on market             |   |
|------------|---|-----------------------|---|
| Date       |   | Headline              | Download  |
| 2024/07/24 |  | Global Equity Ratings |  |
| 2024/07/12 |  | Global Equity Ratings |  |
| 2024/06/21 |  | Global Equity Ratings |  |
| 2024/06/14 |  | Global Equity Ratings |  |
| 2024/05/29 |  | Global Equity Ratings |  |

Details

|                     |   |              |
|---------------------|---|--------------|
| 2024/07/29 08:01:15 |   |              |
| Price               | 267.70 EUR  |              |
| Difference          |  | 2.61% (6.80) |

|                    |              |
|--------------------|--------------|
| General attributes |              |
| ISIN               | US2310211063 |
| Symbol             | CMI          |
| Exchange           | Hanover      |
| Currency           | EUR          |
| Sector             | Industry     |
| Security type      | Stock        |
| Market cap (m)     | 36,702 EUR   |
| Benchmark          | S&P 500      |

|                   |            |
|-------------------|------------|
| Market data       |            |
| Bid (Bid size)    | -          |
| Ask (Ask size)    | -          |
| Open              | 267.70 EUR |
| High              | 267.70 EUR |
| Low               | 267.70 EUR |
| Close (prev. day) | 260.90 EUR |
| VWAP              | -          |
| Volume (pcs)      | 0          |
| Trading volume    | 0.00       |
| Number of trades  | 3          |
| Last size         | 0          |

|                      |         |         |      |
|----------------------|---------|---------|------|
| Performance and Risk |         |         |      |
|                      | 6m      | 1Y      | 3Y   |
| Perf (%)             | +21.68% | +14.45% | -    |
| Perf (abs.)          | +47.70  | +33.80  | -    |
| Beta                 | 0.61    | 0.68    | 0.83 |
| Volatility           | 23.71   | 22.40   | -    |



Information about previous performance does not guarantee future performance.  
Source: FactSet

|   |                         |
|---|-------------------------|
| Price data                                  |                         |
| Ø price 5 days   Ø volume 5 days (pcs.)     | 263.00 EUR (0)          |
| Ø price 30 days   Ø volume 30 days (pcs.)   | 258.86 EUR (0)          |
| Ø price 100 days   Ø volume 100 days (pcs.) | 262.10 EUR (0)          |
| Ø price 250 days   Ø volume 250 days (pcs.) | 235.23 EUR (1)          |
| YTD High   date                             | 282.00 EUR (2024/04/12) |
| YTD Low   date                              | 209.90 EUR (2024/01/22) |
| 52 Weeks High   date                        | 282.00 EUR (2024/04/12) |
| 52 Weeks Low   date                         | 201.30 EUR (2023/10/24) |

|  |            |       |            |                       |                  |
|--|------------|-------|------------|-----------------------|------------------|
| Arbitrage views  |            |       |            |                       |                  |
| Exchange  | Date       | Time  | Price      | Trading volume (mio.) | Number of trades |
| Xetra  | 2024/04/19 | 17:35 | 272.40 EUR | 0.00                  | 2                |
| Vienna Stock Exchange  | 2024/07/29 | 17:32 | 267.80 EUR | 0.00                  | 5                |
| Tradegate  | 2024/07/29 | 22:26 | 269.10 EUR | 0.01                  | 4                |
| Stuttgart  | 2024/07/29 | 15:33 | 265.40 EUR | 0.00                  | 7                |
| NYSE   | 2024/07/29 | 22:00 | 291.20 USD | 197.71                | 14,983           |

|                       |            |       |        |     |      |  |   |
|-----------------------|------------|-------|--------|-----|------|--|---|
|                       | 29         |       |        |     |      |  |   |
| Munich                | 2024/07/29 | 08:00 | 266.50 | EUR | 0.00 |  | 2 |
| London Stock Exchange | 2024/07/10 | 15:30 | 270.53 | USD | 0.02 |  | 1 |
| Hanover               | 2024/07/29 | 08:01 | 267.70 | EUR | 0.00 |  | 3 |
| Frankfurt             | 2024/07/29 | 15:40 | 269.60 | EUR | 0.00 |  | 3 |
| Duesseldorf           | 2024/07/29 | 19:31 | 268.30 | EUR | 0.00 |  | 6 |
| Berlin                | 2024/07/29 | 08:08 | 267.50 | EUR | 0.00 |  | 3 |

# Company profile

## Company Logo



## Contact Details

CUMMINS INC.  
- -  
500 Jackson Street - 47202-3005 Columbus  
Telefon: +1-812-377-5000  
Fax: +  
E-mail: -

## PDF Downloads

Company report: CUMMINS INC. 

## Company Profile

Cummins, Inc. engages in the design, manufacture, and distribution of diesel, natural gas, electric and hybrid powertrains and powertrain-related components including filtration, aftertreatment, turbochargers, fuel systems, valvetrain technologies, controls systems, air handling systems, automated transmissions, axles, drivelines, brakes, suspension systems, electric power generation systems, batteries, electrified power systems, hydrogen production technologies, and fuel cell products. It operates through the following segments: Engine, Distribution, Components, Power Systems, and Accelera. The Engine segment manufactures and markets diesel and natural gas-powered engines under the Cummins brand name, for the heavy- and medium-duty truck, bus, recreational vehicle, light-duty automotive, construction, mining, marine, rail, oil and gas, defense, and agricultural markets. The Distribution segment includes power generation systems, high-horsepower engines, heavy-duty and medium-duty engines designed for on- and off-highway use, application engineering services, custom-designed assemblies, retail and wholesale aftermarket parts, and in-shop and field-based repair service. The Components segment supplies products including axles, drivelines, brakes and suspension systems for commercial diesel and natural gas applications, aftertreatment systems, turbochargers, fuel systems, valvetrain technologies, filtration products, automated transmissions, and electronics. The Power Systems segment engages in power generation, industrial, and generator technologies. The Accelera segment designs, manufactures, sells, and supports hydrogen production technologies, as well as electrified power systems, including battery, fuel cell, and electric powertrain technologies. The company was founded by Clessie Lyle Cummins and William Glanton Irwin on February 3, 1919 and is headquartered in Columbus, IN.

## Members of Management Board

|                    |                               |
|--------------------|-------------------------------|
| Robert Bernhard    | Member of Board of Directors  |
| Bruno di Leo Allen | Member of Board of Directors  |
| Carla Harris       | Member of Board of Directors  |
| Daniel Fisher      | Member of Board of Directors  |
| Gary Belske        | Member of Board of Directors  |
| John Stone         | Member of Board of Directors  |
| Jose Samperio      | Member of Board of Directors  |
| Karen Quintos      | Member of Board of Directors  |
| Kimberly Nelson    | Member of Board of Directors  |
| Thomas Lynch       | Member of Board of Directors  |
| William Miller     | Member of Board of Directors  |
| Jennifer Rumsey    | Chairman of Managing Board    |
| Jonathan Wood      | Member of Executive Committee |
| Mark A. Smith      | Member of Executive Committee |

|                      |                               |
|----------------------|-------------------------------|
| Marvin Boakye        | Member of Executive Committee |
| Nicole Lamb-Hale     | Member of Executive Committee |
| Sharon Barner        | Member of Executive Committee |
| Srikanth Padmanabhan | Member of Executive Committee |