


MTR CORPORATION LTD.

ISIN: **HK0066009694** WKN: -

Overview

2024/10/18 17:25:19		
Price	3.38 EUR	
Difference		1.20% (0.04)

General attributes	
ISIN	HK0066009694
Symbol	66
Exchange	Hanover
Currency	EUR
Sector	Media / Entertainment / Recreation
Security type	Stock
Market cap (m)	21,450 EUR
Benchmark	HANG SENG INDEX

Market data	
Bid (Bid size)	-
Ask (Ask size)	-
Open	3.42 EUR
High	3.42 EUR
Low	3.38 EUR
Close (prev. day)	3.34 EUR
VWAP	-
Volume (pcs)	0
Trading volume	0.00
Number of trades	3
Last size	0










Futures and Options	
Related Futures	-
Related Options	-

PDF Downloads	
Company report: MTR CORPORATION LTD.	




Information about previous performance does not guarantee future performance.
Source: FactSet

Recent research

on sector			
Date		Headline	Download
2024/09/27		Global Equity Ratings	
2024/09/11		Global Equity Ratings	
2024/09/05		Global Equity Ratings	
2024/08/12		Global Equity Ratings	
2024/07/24		Global Equity Ratings	

Details

2024/10/18 17:25:19		
Price	3.38 EUR	
Difference		1.20% (0.04)

General attributes	
ISIN	HK0066009694
Symbol	66
Exchange	Hanover
Currency	EUR
Sector	Media / Entertainment / Recreation
Security type	Stock
Market cap (m)	21,450 EUR
Benchmark	HANG SENG INDEX

Market data	
Bid (Bid size)	-
Ask (Ask size)	-
Open	3.42 EUR
High	3.42 EUR
Low	3.38 EUR
Close (prev. day)	3.34 EUR
VWAP	-
Volume (pcs)	0
Trading volume	0.00
Number of trades	3
Last size	0

Performance and Risk			
	6m	1Y	3Y
Perf (%)	+21.58%	-7.14%	-27.16%
Perf (abs.)	+0.60	-0.26	-1.26
Beta	0.65	0.71	0.59
Volatility	28.17	26.27	21.90



Information about previous performance does not guarantee future performance.
Source: FactSet

Price data	
Ø price 5 days Ø volume 5 days (pcs.)	3.41 EUR (0)
Ø price 30 days Ø volume 30 days (pcs.)	3.26 EUR (0)
Ø price 100 days Ø volume 100 days (pcs.)	3.07 EUR (0)
Ø price 250 days Ø volume 250 days (pcs.)	3.11 EUR (1)
YTD High date	3.52 EUR (2024/10/07)
YTD Low date	2.76 EUR (2024/04/19)
52 Weeks High date	3.60 EUR (2023/10/20)
52 Weeks Low date	2.76 EUR (2024/04/19)

All listings for MTR CORPORATION LTD.						
Exchange 	Date	Time	Price	Trading volume (mio.)	Number of trades	
Tradegate	2024/10/18	22:02	3.44 EUR	0.00	1	
Stuttgart	2024/10/18	08:07	3.42 EUR	0.00	3	
Munich	2024/10/18	08:05	3.48 EUR	0.00	1	
Hong Kong Stock Exchange	2024/10/18	10:08	29.05 HKD	-	-	
Hanover	2024/10/18	17:25	3.38 EUR	0.00	3	

	18					
Frankfurt	2024/10/18	08:03	3.38 EUR	0.00		2
FINRA other OTC Issues	2024/10/16	21:44	3.97 USD	0.06		3
Duesseldorf	2024/10/18	19:30	3.36 EUR	0.00		7
Berlin	2024/10/18	08:06	3.38 EUR	0.00		2

Company profile

Company Logo



Contact Details

MTR CORP. LTD.

--

MTR Headquarters Building, Telford Plaza --
Hong Kong

Telefon: +852-2993-2111

Fax: +

E-mail: -

PDF Downloads

Company report: MTR CORPORATION  LTD.

Company Profile

MTR Corp. Ltd. engages in the management and provision of railway transit services. It operates through the following segments: Hong Kong Transport Operations; Hong Kong Station Commercial Businesses; Hong Kong Property Rental and Management Businesses; Hong Kong Property Development; Mainland of China and International Railway, Property Rental and Management Businesses; Mainland of China Property Development; and Other Businesses. The Hong Kong Transport Operations segment offers urban mass transit railway system, light rail and bus feeder, and intercity railway transport. The Hong Kong Station Commercial Businesses segment pertains to car parking spaces, telecommunications services, advertising promotions, and retail stores provided in railway stations. The Hong Kong Property Rental and Management Businesses segment includes estate management services in offices, shops, and car parks. The Hong Kong Property Development segment builds and markets locations near the railway stations. The Mainland of China and International Railway, Property Rental and Management Businesses segment engineers, operates, and maintains mass transit railway systems. The Mainland of China Property Development segment refers to the real estate property development activities. The Other Businesses segment covers the project management services and cable car operations. The company was founded in 1975 and is headquartered in Hong Kong.

Members of Management Board

Jacob Chak-pui Kam	Chairman of Managing Board
Carl Michael Devlin	Member of Executive Committee
David Chi-fai Tang	Member of Executive Committee
Gillian Elizabeth Meller	Member of Executive Committee
Jeny Mei-chun Yeung	Member of Executive Committee
Linda Siu-min Choy	Member of Executive Committee
Margaret Wai Ching Cheng	Member of Executive Committee
Michael George Fitzgerald	Member of Executive Committee
Sammy Kwan-wai Wong	Member of Executive Committee
Tony Kar-yun Lee	Member of Executive Committee

Board of directors

Pak Kuen Auyeung	Chairman of Supervisory Board
Carlson Tong	Member of Supervisory Board
Chung Bun Chan	Member of Supervisory Board
Yan Kee Cheng	Member of Supervisory Board
Andrew Brandler	Member of Supervisory Board
Ayesha Macpherson	Member of Supervisory Board
Ching Yu Hui	Member of Supervisory Board
Chun Kit Lau	Member of Supervisory Board
Chung-yan Lee	Member of Supervisory Board
Hang Yee Wong	Member of Supervisory Board
Kar Lok Chan	Member of Supervisory Board
Koon Man Wong	Member of Supervisory Board
Sai-Hung Lam	Member of Supervisory Board
Siu Wai Hui	Member of Supervisory Board
Wai-Kwong Lee	Member of Supervisory Board
Wai-kwan Anna Wong	Member of Supervisory Board
Wing Ka Ng	Member of Supervisory Board

