

EMINI NASDAQ 100 (NQ) - CMG (ELECTRONIC)/20221216

2022/05/23 19:06:20

Price
12,050.00 USDDifference  1.07% (128.00)

General attributes

Symbol	NQZ22
Exchange	Chicago Mercantile Exchange - Globex
Currency	USD
Security type	Future
Underlying	NASDAQ 100
Maturity	12-2022
Contract size	1

Market data

Bid (Bid size)	11,999.50 USD (25)
Ask (Ask size)	12,028.75 USD (25)
Open	12,050.00 USD
High	12,050.00 USD
Low	12,050.00 USD
Close (prev. day)	11,922.00 USD
Underlying	NASDAQ 100
Underlying price (date)	11,946.4499 (22/05/23)
Settlement price (date)	11,922.00 (22/05/20)
Open Interest	238

Performance and Risk

	6m	1Y	3Y
Perf (%)	-27.94%	-	-
Perf (abs.)	-4,623.25	-	-
Beta	-	-	-
Volatility	32.47	28.92	28.92

Futures and Options

Related Futures	-
Related Options	-

5Y












Information about previous performance does not guarantee future performance.

Source: FactSet

Price data

Ø price 5 days Ø volume 5 days (pcs.)	12,179.05 USD (11)
Ø price 30 days Ø volume 30 days (pcs.)	13,158.36 USD (16)
Ø price 100 days Ø volume 100 days (pcs.)	14,240.25 USD (5)
Ø price 250 days Ø volume 250 days (pcs.)	- USD (3)
YTD High date	16,467.25 USD (2022/01/03)
YTD Low date	11,600.00 USD (2022/05/20)
52 Weeks High date	16,545.25 USD (2021/11/19)
52 Weeks Low date	11,600.00 USD (2022/05/20)

Recent Research

on market		
Date	Headline	Download
2022/05/20	 Week Ahead	
2022/05/13	 Week Ahead	
2022/05/06	 Week Ahead	
2022/05/05	 How high will US key interest rates rise?	
2022/05/04	 Global Equity Ratings	