

CHINA SHENHUA ENERGY COMPANY LTD 'H'

ISIN: CNE1000002R0 WKN: -

Overview

2024/04/17 08:00:54

Price

3.864 EUR

Difference  -1.65% (-0.07)

General attributes

ISIN CNE1000002R0

Symbol 1088

Exchange Hamburg

Currency EUR

Sector Energy / Commodities

Security type Stock

Market cap (m) 13,241 EUR

Benchmark MSCI WORLD INDEX (STRD, UHD)

Market data

Bid (Bid size) -

Ask (Ask size) -

Open 3.864 EUR

High 3.864 EUR

Low 3.864 EUR

Close (prev. day) 3.929 EUR

VWAP -

Volume (pcs) 0

Trading volume 0.00

Number of trades 3

Last size 0

Futures and Options

Related Futures -

Related Options -

5Y













Information about previous performance does not guarantee future performance.

Source: FactSet

Recent research

on sector

Date	Headline	Download
2024/04/17	 Akciové trhy - denní zpráva	
2024/04/16	 Akciové trhy - denní zpráva	
2024/04/15	 Akciové trhy - denní zpráva	
2024/04/12	 Akciové trhy - denní zpráva	
2024/04/11	 Akciové trhy - denní zpráva	

Details

2024/04/17 08:00:54

Price

3.864 EUR

Difference ▼ -1.65% (-0.07)

General attributes

ISIN	CNE1000002R0
Symbol	1088
Exchange	Hamburg
Currency	EUR
Sector	Energy / Commodities
Security type	Stock
Market cap (m)	13,241 EUR
Benchmark	MSCI WORLD INDEX (STRD, UHD)

Market data

Bid (Bid size)	-
Ask (Ask size)	-
Open	3.864 EUR
High	3.864 EUR
Low	3.864 EUR
Close (prev. day)	3.929 EUR
VWAP	-
Volume (pcs)	0
Trading volume	0.00
Number of trades	3
Last size	0

Performance and Risk

	6m	1Y	3Y
Perf (%)	+32.47%	+39.97%	+122.61%
Perf (abs.)	+0.96	+1.12	+2.16
Beta	0.19	0.60	0.24
Volatility	26.66	27.72	34.84

5Y



Information about previous performance does not guarantee future performance.
Source: FactSet

Price data

Ø price 5 days Ø volume 5 days (pcs.)	3.846 EUR (0)
Ø price 30 days Ø volume 30 days (pcs.)	3.612 EUR (0)
Ø price 100 days Ø volume 100 days (pcs.)	3.340 EUR (0)
Ø price 250 days Ø volume 250 days (pcs.)	3.046 EUR (2)
YTD High date	3.929 EUR (2024/04/16)
YTD Low date	3.056 EUR (2024/01/22)
52 Weeks High date	3.929 EUR (2024/04/16)
52 Weeks Low date	2.491 EUR (2023/08/21)

All listings for CHINA SHENHUA ENERGY COMPANY LTD 'H'

Exchange	Date	Time	Price	Trading volume (mio.)	Number of trades
Tradegate	2024/04/17	22:26	3.901 EUR	0.02	5
Stuttgart	2024/04/17	18:49	3.821 EUR	0.00	5
Munich	2024/04/17	08:11	3.944 EUR	0.00	1
Hong Kong Stock Exchange	2024/04/17	10:08	32.60 HKD	-	-
Hanover	2024/04/17	08:04	3.86 EUR	0.00	3

	17					
Hamburg	2024/04/17	08:00	3.864	EUR	0.00	3
Frankfurt	2024/04/17	08:20	3.857	EUR	0.00	2
FINRA other OTC Issues	2024/04/11	19:14	4.17	USD	0.00	1
Duesseldorf	2024/04/17	19:30	3.832	EUR	0.00	7
Berlin	2024/04/17	08:08	3.86	EUR	0.00	2

Company profile

Company Logo



Contact Details

CHINA SHENHUA ENERGY CO. LTD.

--

Shenhua Tower, 22 Andingmen Xibinhe Road, Dongcheng District - - Beijing

Telefon: (86 10) 58133376

Fax: (86 10) 84882107

E-mail: ir@shenhuachina.com

Company Profile

-

Members of Management Board

Yang Jiping Chairman of Managing Board

Huang Qing Member of Executive Committee

Li ZhiMing Member of Executive Committee

Wang Xingzhong Member of Executive Committee

Xu Mingjun Member of Executive Committee

Xu Shancheng Member of Executive Committee

Yang Suping Member of Executive Committee

Yang Xiangbin Member of Executive Committee

Board of directors

Chao Xiong Chairman of Supervisory Board

Chong En Bai Member of Supervisory Board

Han Wen Chen Member of Supervisory Board

Kwok Keung Yuen Member of Supervisory Board

Rong Ming Yang Member of Supervisory Board

Xiao Lei Liu Member of Supervisory Board

Da Yu Zhou Member of Supervisory Board

Feng Zhang Member of Supervisory Board

Jin Zhong Jia Member of Supervisory Board

Ming Jun Xu Member of Supervisory Board