

HENKEL PREF. (HENG) - EUX/20220916

2022/07/06 18:47:18

Price
60.9094 EUR

Difference  1.50% (0.90)

General attributes

Symbol	HENGU22
Exchange	Eurex
Currency	EUR
Security type	Future
Underlying	HENKEL AG & CO VZ
Maturity	09-2022
Contract size	100

Market data

Bid (Bid size)	- EUR (-)
Ask (Ask size)	- EUR (-)
Open	60.9094 EUR
High	60.9094 EUR
Low	60.9094 EUR
Close (prev. day)	60.0102 EUR
Underlying	HENKEL AG & CO VZ
Underlying price (date)	60.42 (22/07/07)
Settlement price (date)	60.91 (22/07/06)
Open Interest	2,670

Performance and Risk

	6m	1Y	3Y
Perf (%)	-15.28%	-	-
Perf (abs.)	-10.99	-	-
Beta	-	-	-
Volatility	34.01	28.63	28.63

Futures and Options

Related Futures	-
Related Options	-












Information about previous performance does not guarantee future performance.
Source: FactSet

Price data

Ø price 5 days Ø volume 5 days (pcs.)	59.7886 EUR (0)
Ø price 30 days Ø volume 30 days (pcs.)	60.7078 EUR (0)
Ø price 100 days Ø volume 100 days (pcs.)	62.3586 EUR (0)
Ø price 250 days Ø volume 250 days (pcs.)	- EUR (0)
YTD High date	80.6480 EUR (2022/01/14)
YTD Low date	57.5153 EUR (2022/06/16)
52 Weeks High date	82.0898 EUR (2021/08/30)
52 Weeks Low date	57.5153 EUR (2022/06/16)

Recent Research

on underlying	on sector	on market	
Date		Headline	Download
2022/05/04		Global Equity Ratings	
2022/04/27		Global Equity Ratings	
2022/04/14		Global Equity Ratings	
2022/03/29		Global Equity Ratings	
2022/03/10		Global Equity Ratings	