

## 3M (MMMF) - EUX/20220916

2022/08/15 18:38:23

Price  
**149.6827** USDDifference  -0.03% (-0.05)

## General attributes

Symbol	MMMFU22
Exchange	Eurex
Currency	USD
Security type	Future
Underlying	3M COMPANY
Maturity	09-2022
Contract size	100

## Market data

Bid (Bid size)	- USD (-)
Ask (Ask size)	- USD (-)
Open	149.6827 USD
High	149.6827 USD
Low	149.6827 USD
Close (prev. day)	149.7289 USD
Underlying	3M COMPANY
Underlying price (date)	151.43 (22/08/15)
Settlement price (date)	149.68 (22/08/15)
Open Interest	0

## Performance and Risk

	6m	1Y	3Y
Perf (%)	-3.12%	-	-
Perf (abs.)	-4.82	-	-
Beta	-	-	-
Volatility	25.86	23.07	23.07

## Futures and Options

Related Futures	-
Related Options	-












5Y

Information about previous performance does not guarantee future performance.  
Source: FactSet

## Price data

Ø price 5 days   Ø volume 5 days (pcs.)	148.9076 USD (0)
Ø price 30 days   Ø volume 30 days (pcs.)	136.9017 USD (0)
Ø price 100 days   Ø volume 100 days (pcs.)	141.0414 USD (0)
Ø price 250 days   Ø volume 250 days (pcs.)	157.6918 USD (0)
YTD High   date	176.7740 USD (2022/01/13)
YTD Low   date	125.7321 USD (2022/07/05)
52 Weeks High   date	190.9563 USD (2021/08/30)
52 Weeks Low   date	125.7321 USD (2022/07/05)

## Recent Research

on underlying	on sector	on market	
Date		Headline	Download
2022/08/08		Global Equity Ratings	
2022/07/25		Global Equity Ratings	
2022/07/19		Global Equity Ratings	
2022/06/29		Global Equity Ratings	
2022/05/25		Global Equity Ratings	