

3M (MMMF) - EUX/20220916

2022/08/18 18:49:04

Price
145.3237 USDDifference  -0.71% (-1.04)

General attributes

Symbol	MMMFU22
Exchange	Eurex
Currency	USD
Security type	Future
Underlying	3M COMPANY
Maturity	09-2022
Contract size	100

Market data

Bid (Bid size)	- USD (-)
Ask (Ask size)	- USD (-)
Open	145.3237 USD
High	145.3237 USD
Low	145.3237 USD
Close (prev. day)	146.3635 USD
Underlying	3M COMPANY
Underlying price (date)	146.68 (22/08/18)
Settlement price (date)	145.32 (22/08/18)
Open Interest	0

Performance and Risk

	6m	1Y	3Y
Perf (%)	-0.45%	-	-
Perf (abs.)	-0.65	-	-
Beta	-	-	-
Volatility	25.55	23.02	23.02

Futures and Options

Related Futures	-
Related Options	-










5Y

Information about previous performance does not guarantee future performance.
Source: FactSet

Price data

Ø price 5 days Ø volume 5 days (pcs.)	148.0561 USD (0)
Ø price 30 days Ø volume 30 days (pcs.)	138.8827 USD (0)
Ø price 100 days Ø volume 100 days (pcs.)	141.0510 USD (0)
Ø price 250 days Ø volume 250 days (pcs.)	157.1860 USD (0)
YTD High date	176.7740 USD (2022/01/13)
YTD Low date	125.7321 USD (2022/07/05)
52 Weeks High date	190.9563 USD (2021/08/30)
52 Weeks Low date	125.7321 USD (2022/07/05)

Recent Research

on underlying	on sector	on market	
Date		Headline	Download
2022/08/18		Global Equity Ratings	
2022/08/08		Global Equity Ratings	
2022/07/25		Global Equity Ratings	
2022/07/19		Global Equity Ratings	
2022/06/29		Global Equity Ratings	