

3M (MMM) - EUX/20220916

2022/07/04 16:31:24

Price
127.1052 USDDifference  0.00% (0.00)

General attributes

Symbol	MMMFU22
Exchange	Eurex
Currency	USD
Security type	Future
Underlying	3M COMPANY
Maturity	09-2022
Contract size	100

Market data

Bid (Bid size)	- USD (-)
Ask (Ask size)	- USD (-)
Open	127.1052 USD
High	127.1052 USD
Low	127.1052 USD
Close (prev. day)	127.1052 USD
Underlying	3M COMPANY
Underlying price (date)	128.49 (22/07/01)
Settlement price (date)	127.11 (22/07/04)
Open Interest	0

Performance and Risk

	6m	1Y	3Y
Perf (%)	-27.76%	-	-
Perf (abs.)	-48.85	-	-
Beta	-	-	-
Volatility	25.23	22.49	22.49

Futures and Options

Related Futures	-
Related Options	-












5Y

Information about previous performance does not guarantee future performance.
Source: FactSet

Price data

Ø price 5 days Ø volume 5 days (pcs.)	128.3979 USD (0)
Ø price 30 days Ø volume 30 days (pcs.)	137.3029 USD (0)
Ø price 100 days Ø volume 100 days (pcs.)	143.9173 USD (0)
Ø price 250 days Ø volume 250 days (pcs.)	- USD (0)
YTD High date	176.7740 USD (2022/01/13)
YTD Low date	127.1052 USD (2022/07/01)
52 Weeks High date	190.9563 USD (2021/08/30)
52 Weeks Low date	127.1052 USD (2022/07/01)

Recent Research

on underlying	on sector	on market		
Date			Headline	Download
2022/06/29			Global Equity Ratings	
2022/05/25			Global Equity Ratings	
2022/05/04			Global Equity Ratings	
2022/04/27			Global Equity Ratings	
2022/04/14			Global Equity Ratings	