

## RECKITT BENCKISER GROUP PLC (RBF) - EUX/20220916

2022/08/05 18:54:13

Price  
**6,622.9684** GBPDifference  -1.29% (-86.28)

## General attributes

Symbol	RBFU22
Exchange	Eurex
Currency	GBP
Security type	Future
Underlying	RECKITT BENCKISER GROUP PLC
Maturity	09-2022
Contract size	1,000

## Market data

Bid (Bid size)	- GBP (-)
Ask (Ask size)	- GBP (-)
Open	6,622.9684 GBP
High	6,622.9684 GBP
Low	6,622.9684 GBP
Close (prev. day)	6,709.2441 GBP
Underlying	RECKITT BENCKISER GROUP PLC
Underlying price (date)	6,661.316 (22/08/08)
Settlement price (date)	6,622.97 (22/08/05)
Open Interest	0

## Performance and Risk

	6m	1Y	3Y
Perf (%)	+16.56%	-	-
Perf (abs.)	+941.02	-	-
Beta	-	-	-
Volatility	26.15	22.86	22.86

## Futures and Options

Related Futures	-
Related Options	-











Information about previous performance does not guarantee future performance.  
Source: FactSet

## Price data

Ø price 5 days   Ø volume 5 days (pcs.)	6,681.9504 GBP (0)
Ø price 30 days   Ø volume 30 days (pcs.)	6,345.5089 GBP (0)
Ø price 100 days   Ø volume 100 days (pcs.)	6,104.4621 GBP (0)
Ø price 250 days   Ø volume 250 days (pcs.)	- GBP (0)
YTD High   date	6,748.6946 GBP (2022/08/03)
YTD Low   date	5,322.0953 GBP (2022/03/25)
52 Weeks High   date	6,748.6946 GBP (2022/08/03)
52 Weeks Low   date	5,258.7432 GBP (2021/10/19)

## Recent Research

on underlying		on sector	
Date		Headline	Download
2022/05/04		Global Equity Ratings	
2022/04/27		Global Equity Ratings	
2022/04/14		Global Equity Ratings	
2022/03/29		Global Equity Ratings	
2022/03/10		Global Equity Ratings	