

APPLE FUTURES (AAPH) - EUX/20220916

2022/07/05 18:36:47

Price
139.3983 USD

Difference  1.72% (2.36)

General attributes

Symbol	AAPHU22
Exchange	Eurex
Currency	USD
Security type	Future
Underlying	APPLE INC
Maturity	09-2022
Contract size	100

Market data

Bid (Bid size)	- USD (-)
Ask (Ask size)	- USD (-)
Open	139.3983 USD
High	139.3983 USD
Low	139.3983 USD
Close (prev. day)	137.0349 USD
Underlying	APPLE INC
Underlying price (date)	141.56 (22/07/05)
Settlement price (date)	139.40 (22/07/05)
Open Interest	0

Performance and Risk

	6m	1Y	3Y
Perf (%)	-21.90%	-	-
Perf (abs.)	-39.08	-	-
Beta	-	-	-
Volatility	33.65	30.39	30.39

Futures and Options

Related Futures	-
Related Options	-

5Y












Information about previous performance does not guarantee future performance.
Source: FactSet

Price data

Ø price 5 days Ø volume 5 days (pcs.)	138.1238 USD (0)
Ø price 30 days Ø volume 30 days (pcs.)	140.9782 USD (0)
Ø price 100 days Ø volume 100 days (pcs.)	156.4155 USD (0)
Ø price 250 days Ø volume 250 days (pcs.)	- USD (0)
YTD High date	181.3472 USD (2022/01/03)
YTD Low date	130.8670 USD (2022/06/16)
52 Weeks High date	181.3472 USD (2022/01/03)
52 Weeks Low date	130.8670 USD (2022/06/16)

Recent Research

on underlying	on sector	on market	
Date		Headline	Download
2022/06/29		Global Equity Ratings	
2022/05/25		Global Equity Ratings	
2022/05/04		Global Equity Ratings	
2022/04/27		Global Equity Ratings	
2022/04/14		Global Equity Ratings	