

## LI AUTO INC. CLASS A

ISIN: **KYG5479M1050** WKN: -

## Overview

2024/09/13 21:05:02

Price  
8.55 EURDifference  -0.81% (-0.07)

## General attributes

ISIN	KYG5479M1050
Symbol	2015
Exchange	Berlin
Currency	EUR
Sector	Automotive
Security type	Stock
Market cap (m)	14,066 EUR
Benchmark	MSCI WORLD INDEX (STRD, UHD)

## Market data

Bid (Bid size)	8.251 EUR (1,150)
Ask (Ask size)	8.849 EUR (1,100)
Open	8.55 EUR
High	8.56 EUR
Low	8.55 EUR
Close (prev. day)	8.62 EUR
VWAP	-
Volume (pcs)	0
Trading volume	0.00
Number of trades	9
Last size	0

## Futures and Options











Related Futures	-
Related Options	-

5Y



Information about previous performance does not guarantee future performance.  
Source: FactSet

## Recent research

on sector			
Date		Headline	Download
2024/09/11		Global Equity Ratings	
2024/09/09		GEVORKYAN Podniková analýza	
2024/09/05		Global Equity Ratings	
2024/08/12		Global Equity Ratings	
2024/07/24		Global Equity Ratings	

## Details

2024/09/13 21:05:02

## Price

8.55 EUR

Difference ▼ -0.81% (-0.07)

## General attributes

ISIN	KYG5479M1050
Symbol	2015
Exchange	Berlin
Currency	EUR
Sector	Automotive
Security type	Stock
Market cap (m)	14,066 EUR
Benchmark	MSCI WORLD INDEX (STRD, UHD)

## Market data

Bid (Bid size)	8.251 EUR (1,150)
Ask (Ask size)	8.849 EUR (1,100)
Open	8.55 EUR
High	8.56 EUR
Low	8.55 EUR
Close (prev. day)	8.62 EUR
VWAP	-
Volume (pcs)	0
Trading volume	0.00
Number of trades	9
Last size	0

## Performance and Risk

	6m	1Y	3Y
Perf (%)	-51.72%	-55.26%	-30.11%
Perf (abs.)	-9.16	-10.56	-3.68
Beta	-	-	-
Volatility	62.54	64.62	73.43

5Y



Information about previous performance does not guarantee future performance.  
Source: FactSet

## Price data

Ø price 5 days   Ø volume 5 days (pcs.)	8.65 EUR (0)
Ø price 30 days   Ø volume 30 days (pcs.)	8.86 EUR (0)
Ø price 100 days   Ø volume 100 days (pcs.)	9.54 EUR (0)
Ø price 250 days   Ø volume 250 days (pcs.)	13.25 EUR (1)
YTD High   date	21.12 EUR (2024/02/29)
YTD Low   date	7.99 EUR (2024/08/28)
52 Weeks High   date	21.12 EUR (2024/02/29)
52 Weeks Low   date	7.99 EUR (2024/08/28)

## All listings for LI AUTO INC. CLASS A

Exchange	Date	Time	Price	Trading volume (mio.)	Number of trades
Tradegate	2024/09/13	22:26	8.55 EUR	0.00	3
Stuttgart	2024/09/13	10:34	8.401 EUR	0.00	4
Munich	2024/09/13	08:07	8.73 EUR	0.00	2
Hong Kong Stock Exchange	2024/09/13	10:08	74.10 HKD	-	-
Hamburg	2024/09/13	17:25	8.401 EUR	0.00	4

	13						
Frankfurt	2024/09/13	08:03	8.413	EUR	0.00		2
FINRA other OTC Issues	2024/07/01	17:59	9.49	USD	0.01		12
Duesseldorf	2024/09/13	19:30	8.375	EUR	0.00		7
Berlin	2024/09/13	21:05	8.55	EUR	0.00		9

## Company profile

### Company Logo



### Contact Details

LI AUTO INC.

--

----

Telefon: -

Fax: -

E-mail: -

### Company Profile

-

### Board of directors

Xing Xiao Member of Supervisory Board

Dong Hui Ma Member of Supervisory Board

Hong Qiang Zhao Member of Supervisory Board

Tie Li Member of Supervisory Board

Xing Wang Member of Supervisory Board

Zhen Yu Jiang Member of Supervisory Board

Zheng Fan Member of Supervisory Board