

# LI AUTO INC. CLASS A

15 minutes delayed

ISIN: **KYG5479M1050**

WKN: -

## Overview

2024/08/16 10:08:20 15 minutes delayed

Price

76.60 HKD

Difference  3.51% (2.60)

### General attributes

ISIN KYG5479M1050

Symbol 2015

Exchange Hong Kong Stock Exchange

Currency HKD

Sector Automotive

Security type Stock

Market cap (m) 14,260 EUR

Benchmark MSCI WORLD INDEX (STRD, UHD)

### Market data

Bid (Bid size) -

Ask (Ask size) -

Open 75.35 HKD

High 76.75 HKD

Low 74.90 HKD

Close (prev. day) 74.00 HKD

VWAP 76.058248 HKD

Volume (pcs) -

Trading volume -

Number of trades -

Last size -

### Futures and Options

Related Futures -

Related Options -

5Y













Information about previous performance does not guarantee future performance.

Source: FactSet

### Recent research

on sector

Date		Headline	Download
2024/08/12		Global Equity Ratings	
2024/07/24		Global Equity Ratings	
2024/07/12		Global Equity Ratings	
2024/06/21		Global Equity Ratings	
2024/06/14		Global Equity Ratings	

## Details

2024/08/16 10:08:20 15 minutes delayed

## Price

76.60 HKD

Difference ▲ 3.51% (2.60)

## General attributes

ISIN	KYG5479M1050
Symbol	2015
Exchange	Hong Kong Stock Exchange
Currency	HKD
Sector	Automotive
Security type	Stock
Market cap (m)	14,260 EUR
Benchmark	MSCI WORLD INDEX (STRD, UHD)

## Market data

Bid (Bid size)	-
Ask (Ask size)	-
Open	75.35 HKD
High	76.75 HKD
Low	74.90 HKD
Close (prev. day)	74.00 HKD
VWAP	76.058248 HKD
Volume (pcs)	-
Trading volume	-
Number of trades	-
Last size	-

## Performance and Risk

	6m	1Y	3Y
Perf (%)	-39.54%	-51.61%	-28.01%
Perf (abs.)	-50.10	-81.70	-29.80
Beta	0.96	0.73	0.61
Volatility	71.40	61.58	69.20

5Y



Information about previous performance does not guarantee future performance.  
Source: FactSet

## Price data

Ø price 5 days   Ø volume 5 days (pcs.)	75.50 HKD (-)
Ø price 30 days   Ø volume 30 days (pcs.)	76.60 HKD (-)
Ø price 100 days   Ø volume 100 days (pcs.)	89.69 HKD (-)
Ø price 250 days   Ø volume 250 days (pcs.)	119.95 HKD (-)
YTD High   date	182.90 HKD (2024/02/28)
YTD Low   date	68.65 HKD (2024/06/21)
52 Weeks High   date	182.90 HKD (2024/02/28)
52 Weeks Low   date	68.65 HKD (2024/06/21)

## All listings for LI AUTO INC. CLASS A

Exchange	Date	Time	Price	Trading volume (mio.)	Number of trades
Tradegate	2024/08/15	22:26	8.657 EUR	0.00	2
Stuttgart	2024/08/16	10:32	8.759 EUR	0.00	2
Munich	2024/08/16	08:12	8.796 EUR	0.00	1
Hong Kong Stock Exchange	2024/08/16	10:08	76.60 HKD	-	-
Hamburg	2024/08/16	08:01	8.763 EUR	0.00	1

	16						
Frankfurt	2024/08/16	08:04	8.808	EUR	0.00		1
FINRA other OTC Issues	2024/07/01	17:59	9.49	USD	0.01		12
Duesseldorf	2024/08/16	12:30	8.625	EUR	0.00		3
Berlin	2024/08/16	13:09	8.91	EUR	0.00		4

## Company profile

### Company Logo



### Contact Details

LI AUTO INC.

--

----

Telefon: -

Fax: -

E-mail: -

### Company Profile

-

### Board of directors

Xing Xiao Member of Supervisory Board

Dong Hui Ma Member of Supervisory Board

Hong Qiang Zhao Member of Supervisory Board

Tie Li Member of Supervisory Board

Xing Wang Member of Supervisory Board

Zhen Yu Jiang Member of Supervisory Board

Zheng Fan Member of Supervisory Board