

## LI AUTO INC. CLASS A

ISIN: **KYG5479M1050** WKN: -

## Overview

2024/09/18 17:25:04

Price

9.451 EUR

Difference  3.12% (0.29)

## General attributes

ISIN	KYG5479M1050
Symbol	2015
Exchange	Hamburg
Currency	EUR
Sector	Automotive
Security type	Stock
Market cap (m)	15,672 EUR
Benchmark	MSCI WORLD INDEX (STRD, UHD)

## Market data

Bid (Bid size)	9.451 EUR (323)
Ask (Ask size)	9.749 EUR (307)
Open	9.451 EUR
High	9.451 EUR
Low	9.451 EUR
Close (prev. day)	9.165 EUR
VWAP	-
Volume (pcs)	0
Trading volume	0.00
Number of trades	2
Last size	0

## Futures and Options

Related Futures	-
Related Options	-











5Y



Information about previous performance does not guarantee future performance.

Source: FactSet

## Recent research

on sector			
Date		Headline	Download
2024/09/17		GEVORKYAN Podniková analýza	
2024/09/11		Global Equity Ratings	
2024/09/09		GEVORKYAN Podniková analýza	
2024/09/05		Global Equity Ratings	
2024/08/12		Global Equity Ratings	

## Details

2024/09/18 17:25:04

## Price

9.451 EUR

Difference ▲ 3.12% (0.29)

## General attributes

ISIN	KYG5479M1050
Symbol	2015
Exchange	Hamburg
Currency	EUR
Sector	Automotive
Security type	Stock
Market cap (m)	15,672 EUR
Benchmark	MSCI WORLD INDEX (STRD, UHD)

## Market data

Bid (Bid size)	9.451 EUR (323)
Ask (Ask size)	9.749 EUR (307)
Open	9.451 EUR
High	9.451 EUR
Low	9.451 EUR
Close (prev. day)	9.165 EUR
VWAP	-
Volume (pcs)	0
Trading volume	0.00
Number of trades	2
Last size	0

## Performance and Risk

	6m	1Y	3Y
Perf (%)	-46.12%	-51.41%	-22.95%
Perf (abs.)	-7.85	-9.70	-2.73
Beta	-	-	-
Volatility	60.14	62.93	69.46

5Y



Information about previous performance does not guarantee future performance.  
Source: FactSet

## Price data

Ø price 5 days   Ø volume 5 days (pcs.)	8.613 EUR (0)
Ø price 30 days   Ø volume 30 days (pcs.)	8.766 EUR (0)
Ø price 100 days   Ø volume 100 days (pcs.)	9.354 EUR (7)
Ø price 250 days   Ø volume 250 days (pcs.)	12.991 EUR (3)
YTD High   date	20.880 EUR (2024/02/27)
YTD Low   date	8.143 EUR (2024/09/09)
52 Weeks High   date	20.880 EUR (2024/02/27)
52 Weeks Low   date	8.143 EUR (2024/09/09)

## All listings for LI AUTO INC. CLASS A

Exchange <span>📍</span>	Date	Time	Price	Trading volume (mio.)	Number of trades
Tradegate	2024/09/17	22:26	9.55 EUR	0.07	14
Stuttgart	2024/09/18	08:03	9.451 EUR	0.00	1
Munich	2024/09/18	08:39	9.315 EUR	0.00	1
Hong Kong Stock Exchange	2024/09/17	10:08	78.90 HKD	-	-
Hamburg	2024/09/17:25	17:25	9.451 EUR	0.00	2

	18					
Frankfurt	2024/09/18	08:18	9.44	EUR	0.00	1
FINRA other OTC Issues	2024/07/01	17:59	9.49	USD	0.01	12
Duesseldorf	2024/09/18	16:30	9.413	EUR	0.00	4
Berlin	2024/09/18	18:46	9.60	EUR	0.00	6

## Company profile

### Company Logo



### Contact Details

LI AUTO INC.

--

----

Telefon: -

Fax: -

E-mail: -

### Company Profile

-

### Board of directors

Xing Xiao Member of Supervisory Board

Dong Hui Ma Member of Supervisory Board

Hong Qiang Zhao Member of Supervisory Board

Tie Li Member of Supervisory Board

Xing Wang Member of Supervisory Board

Zhen Yu Jiang Member of Supervisory Board

Zheng Fan Member of Supervisory Board