

## SHENZHOU INTERNATIONAL GROUP HOLDINGS LTD

ISIN: **KYG8087W1015** WKN: -

## Overview

2024/04/08 20:27:08

Price

9.135 USD

Difference  7.72% (0.66)

## General attributes

ISIN KYG8087W1015

Symbol 2313

Exchange FINRA other OTC Issues

Currency USD

Sector Consumer Products

Security type Stock

Market cap (m) 13,891 EUR

Benchmark MSCI WORLD INDEX (STRD, UHD)

## Market data

Bid (Bid size) -

Ask (Ask size) -

Open 9.135 USD

High 9.135 USD

Low 9.135 USD

Close (prev. day) 8.48 USD

VWAP 9.135 USD

Volume (pcs) 2,200

Trading volume 20,097.00

Number of trades 2

Last size 1,100

## Futures and Options

Related Futures -

Related Options -

5Y













Information about previous performance does not guarantee future performance.

Source: FactSet

## Recent research

on sector

Date	Headline	Download
2024/04/26	 Global Equity Ratings	
2024/04/26	 Akciové trhy - denní zpráva	
2024/04/25	 Akciové trhy - denní zpráva	
2024/04/24	 Akciové trhy - denní zpráva	
2024/04/23	 Akciové trhy - denní zpráva	

## Details

2024/04/08 20:27:08

## Price

9.135 USD

Difference ▲ 7.72% (0.66)

## General attributes

ISIN	KYG8087W1015
Symbol	2313
Exchange	FINRA other OTC Issues
Currency	USD
Sector	Consumer Products
Security type	Stock
Market cap (m)	13,891 EUR
Benchmark	MSCI WORLD INDEX (STRD, UHD)

## Market data

Bid (Bid size)	-
Ask (Ask size)	-
Open	9.135 USD
High	9.135 USD
Low	9.135 USD
Close (prev. day)	8.48 USD
VWAP	9.135 USD
Volume (pcs)	2,200
Trading volume	20,097.00
Number of trades	2
Last size	1,100

## Performance and Risk

	6m	1Y	3Y
Perf (%)	-	-	-
Perf (abs.)	-	-	-
Beta	0.58	0.90	0.57
Volatility	68.08	53.50	64.62

5Y



Information about previous performance does not guarantee future performance.  
Source: FactSet

## Price data

Ø price 5 days   Ø volume 5 days (pcs.)	- USD (-)
Ø price 30 days   Ø volume 30 days (pcs.)	- USD (-)
Ø price 100 days   Ø volume 100 days (pcs.)	8.771 USD (226)
Ø price 250 days   Ø volume 250 days (pcs.)	9.115 USD (175)
YTD High   date	9.135 USD (2024/04/08)
YTD Low   date	7.990 USD (2024/02/29)
52 Weeks High   date	10.220 USD (2023/10/24)
52 Weeks Low   date	7.990 USD (2024/02/29)

## All listings for SHENZHOU INTERNATIONAL GROUP HOLDINGS LTD

Exchange	Date	Time	Price	Trading volume (mio.)	Number of trades
Tradegate	2024/04/26	22:02	9.25 EUR	0.00	1
Stuttgart	2024/04/26	10:33	9.00 EUR	0.00	4
Munich	2024/04/26	08:11	9.15 EUR	0.00	2
Hong Kong Stock Exchange	2024/04/26	10:08	77.35 HKD	-	-
Frankfurt	2024/04/26	08:13	8.90 EUR	0.00	2

	26					
FINRA other OTC Issues	2024/04/08	20:27	9.135 USD	0.02		2
Berlin	2024/04/26	08:08	9.15 EUR	0.00		2

## Company profile

### Company Logo



SHENZHOU INTERNATIONAL GROUP  
申洲國際集團

### Contact Details

SHENZHOU INTERNATIONAL GROUP  
HOLDINGS LTD.

--

----

Telefon: -

Fax: -

E-mail: -

### Company Profile

-

#### Members of Management Board

Chen Zhifen Member of Executive Committee

Huang Guanlin Member of Executive Committee

Ma Jianrong Member of Executive Committee

Ma Renhe Member of Executive Committee

Wang Cunbo Member of Executive Committee

#### Board of directors

Jian Rong Ma Chairman of Supervisory Board

Chun Hong Liu Member of Supervisory Board

Xing Gao Liu Member of Supervisory Board

Bing Sheng Zhang Member of Supervisory Board

Cun Bo Wang Member of Supervisory Board

Fei Rong Wang Member of Supervisory Board

Ji Jun Hu Member of Supervisory Board

Ren He Ma Member of Supervisory Board