

RECKITT BENCKISER GROUP PLC (RBFQ) - EUX/20220819

2022/08/17 18:36:00

Price
6,612.6179 GBPDifference  0.82% (53.73)

General attributes

Symbol	RBFQ22
Exchange	Eurex
Currency	GBP
Security type	Future
Underlying	RECKITT BENCKISER GROUP PLC
Maturity	08-2022
Contract size	1,000

Market data

Bid (Bid size)	- GBP (-)
Ask (Ask size)	- GBP (-)
Open	6,612.6179 GBP
High	6,612.6179 GBP
Low	6,612.6179 GBP
Close (prev. day)	6,558.8875 GBP
Underlying	RECKITT BENCKISER GROUP PLC
Underlying price (date)	6,514.00 (22/08/18)
Settlement price (date)	6,612.62 (22/08/17)
Open Interest	0

Performance and Risk

	6m	1Y	3Y
Perf (%)	+9.66%	+20.01%	-
Perf (abs.)	+582.49	+1,102.43	-
Beta	-	-	-
Volatility	24.84	22.47	23.86

Futures and Options

Related Futures	-
Related Options	-








5Y

Information about previous performance does not guarantee future performance.
Source: FactSet

Price data

Ø price 5 days Ø volume 5 days (pcs.)	6,555.4207 GBP (0)
Ø price 30 days Ø volume 30 days (pcs.)	6,446.0346 GBP (0)
Ø price 100 days Ø volume 100 days (pcs.)	6,171.3576 GBP (0)
Ø price 250 days Ø volume 250 days (pcs.)	5,968.0836 GBP (0)
YTD High date	6,739.7654 GBP (2022/08/03)
YTD Low date	5,316.3888 GBP (2022/03/25)
52 Weeks High date	6,739.7654 GBP (2022/08/03)
52 Weeks Low date	5,252.9474 GBP (2021/10/19)

Recent Research

on underlying		on sector	
Date		Headline	Download
2022/05/04		Global Equity Ratings	
2022/04/27		Global Equity Ratings	
2022/04/14		Global Equity Ratings	
2022/03/29		Global Equity Ratings	
2022/03/10		Global Equity Ratings	