

GLAXOSMITHKLINE PLC (GSKH) - EUX/20220819

2022/07/04 18:35:00

Price
1,798.6248 GBPDifference  0.94% (16.78)

General attributes

Symbol	GSKHQ22
Exchange	Eurex
Currency	GBP
Security type	Future
Underlying	GSK PLC
Maturity	08-2022
Contract size	1,000

Market data

Bid (Bid size)	- GBP (-)
Ask (Ask size)	- GBP (-)
Open	1,798.6248 GBP
High	1,798.6248 GBP
Low	1,798.6248 GBP
Close (prev. day)	1,781.8452 GBP
Underlying	GSK PLC
Underlying price (date)	1,796.00 (22/07/05)
Settlement price (date)	1,798.62 (22/07/04)
Open Interest	0

Performance and Risk

	6m	1Y	3Y
Perf (%)	+15.35%	-	-
Perf (abs.)	+239.36	-	-
Beta	-	-	-
Volatility	22.10	18.84	18.84

Futures and Options

Related Futures	-
Related Options	-












Information about previous performance does not guarantee future performance.
Source: FactSet

Price data

Ø price 5 days Ø volume 5 days (pcs.)	1,775.5482 GBP (0)
Ø price 30 days Ø volume 30 days (pcs.)	1,726.2683 GBP (0)
Ø price 100 days Ø volume 100 days (pcs.)	1,669.0252 GBP (0)
Ø price 250 days Ø volume 250 days (pcs.)	- GBP (0)
YTD High date	1,798.6248 GBP (2022/07/04)
YTD Low date	1,469.1920 GBP (2022/03/07)
52 Weeks High date	1,798.6248 GBP (2022/07/04)
52 Weeks Low date	1,316.0921 GBP (2021/10/06)

Recent Research

on underlying		on sector	
Date		Headline	Download
2022/06/29		Global Equity Ratings	
2022/05/25		Global Equity Ratings	
2022/05/04		Global Equity Ratings	
2022/04/27		Global Equity Ratings	
2022/04/14		Global Equity Ratings	