

APPLE FUTURES (AAPH) - EUX/20220819

2022/08/15 18:38:22

Price
172.9948 USD

Difference  1.23% (2.10)

General attributes

Symbol	AAPHQ22
Exchange	Eurex
Currency	USD
Security type	Future
Underlying	APPLE INC
Maturity	08-2022
Contract size	100

Market data

Bid (Bid size)	- USD (-)
Ask (Ask size)	- USD (-)
Open	172.9948 USD
High	172.9948 USD
Low	172.9948 USD
Close (prev. day)	170.8965 USD
Underlying	APPLE INC
Underlying price (date)	173.19 (22/08/15)
Settlement price (date)	172.99 (22/08/15)
Open Interest	0

Performance and Risk

	6m	1Y	3Y
Perf (%)	+0.77%	+16.30%	-
Perf (abs.)	+1.32	+24.25	-
Beta	-	-	-
Volatility	32.63	29.51	28.66

Futures and Options

Related Futures	-
Related Options	-

5Y











Information about previous performance does not guarantee future performance.
Source: FactSet

Price data

Ø price 5 days Ø volume 5 days (pcs.)	169.4566 USD (0)
Ø price 30 days Ø volume 30 days (pcs.)	155.9092 USD (0)
Ø price 100 days Ø volume 100 days (pcs.)	153.9689 USD (0)
Ø price 250 days Ø volume 250 days (pcs.)	157.2339 USD (0)
YTD High date	181.2530 USD (2022/01/03)
YTD Low date	130.6636 USD (2022/06/16)
52 Weeks High date	181.2530 USD (2022/01/03)
52 Weeks Low date	130.6636 USD (2022/06/16)

Recent Research

on underlying	on sector	on market	
Date		Headline	Download
2022/08/08		Global Equity Ratings	
2022/07/25		Global Equity Ratings	
2022/07/19		Global Equity Ratings	
2022/06/29		Global Equity Ratings	
2022/05/25		Global Equity Ratings	