

SIGHT SCIENCES INC COM USD0.001

ISIN: **US82657M1053** WKN: **82657M105**

Overview

2024/05/13 20:37:12

Price
5.37 USDDifference  0.00% (0.00)

General attributes

ISIN	US82657M1053
Symbol	SGHT
Exchange	Nasdaq
Currency	USD
Sector	-
Security type	Stock
Market cap (m)	248 EUR
Benchmark	S&P 500

Market data

Bid (Bid size)	5.36 USD (200)
Ask (Ask size)	5.38 USD (100)
Open	5.41 USD
High	5.50 USD
Low	5.31 USD
Close (prev. day)	5.37 USD
VWAP	5.397223 USD
Volume (pcs)	36,824
Trading volume	198,654.81
Number of trades	424
Last size	200

Futures and Options











Related Futures	-
Related Options	-

5Y



Information about previous performance does not guarantee future performance.
Source: FactSet

Recent research

on market			
Date		Headline	Download
2024/04/26		Global Equity Ratings	
2024/04/03		Global Equity Ratings	
2024/03/26		Global Strategy 2Q 2024	
2024/03/13		Global Equity Ratings	
2024/02/22		Global Equity Ratings	

Details

2024/05/13 20:37:12

Price
5.37 USDDifference ➔ 0.00% (0.00)

General attributes

ISIN	US82657M1053
Symbol	SGHT
Exchange	Nasdaq
Currency	USD
Sector	-
Security type	Stock
Market cap (m)	248 EUR
Benchmark	S&P 500

Market data

Bid (Bid size)	5.36 USD (200)
Ask (Ask size)	5.38 USD (100)
Open	5.41 USD
High	5.50 USD
Low	5.31 USD
Close (prev. day)	5.37 USD
VWAP	5.397223 USD
Volume (pcs)	36,824
Trading volume	198,654.81
Number of trades	424
Last size	200

Performance and Risk

	6m	1Y	3Y
Perf (%)	+205.98%	-46.30%	-
Perf (abs.)	+3.62	-4.63	-
Beta	1.65	2.63	2.02
Volatility	102.47	157.02	-

5Y



Information about previous performance does not guarantee future performance.
Source: FactSet

Price data

Ø price 5 days Ø volume 5 days (pcs.)	5.59 USD (115,708)
Ø price 30 days Ø volume 30 days (pcs.)	5.55 USD (192,452)
Ø price 100 days Ø volume 100 days (pcs.)	4.92 USD (338,607)
Ø price 250 days Ø volume 250 days (pcs.)	5.38 USD (312,417)
YTD High date	6.34 USD (2024/04/11)
YTD Low date	4.01 USD (2024/03/01)
52 Weeks High date	10.69 USD (2023/05/19)
52 Weeks Low date	1.04 USD (2023/10/27)

All listings for SIGHT SCIENCES INC COM USD0.001

Exchange	Date	Time	Price	Trading volume (mio.)	Number of trades
Nasdaq	2024/05/13	20:37	5.37 USD	0.20	424

Company profile

Company Logo

Contact Details

SIGHT SCIENCES INC

--

Telefon: -

Fax: -

E-mail: -

Company Profile

-