

## CODEXIS INC.

ISIN: US1920051067

WKN: 192005106

## Overview

2024/08/16 19:30:08

5Y

## Price

2.59 EUR

Difference  4.44% (0.11)

## General attributes

|                |              |
|----------------|--------------|
| ISIN           | US1920051067 |
| Symbol         | CDXS         |
| Exchange       | Duesseldorf  |
| Currency       | EUR          |
| Sector         | -            |
| Security type  | Stock        |
| Market cap (m) | 187 EUR      |
| Benchmark      | S&P 500      |

## Market data











|                   |           |
|-------------------|-----------|
| Bid (Bid size)    | -         |
| Ask (Ask size)    | -         |
| Open              | 2.524 EUR |
| High              | 2.592 EUR |
| Low               | 2.524 EUR |
| Close (prev. day) | 2.48 EUR  |
| VWAP              | -         |
| Volume (pcs)      | 0         |
| Trading volume    | 0.00      |
| Number of trades  | 5         |
| Last size         | 0         |



Information about previous performance does not guarantee future performance.

Source: FactSet

## Recent research

|            |   |                         |   |
|------------|---|-------------------------|---|
| 12.08.2024 |  | Global Equity Ratings   |  |
| 24.07.2024 |  | Global Equity Ratings   |  |
| 12.07.2024 |  | Global Equity Ratings   |  |
| 03.07.2024 |  | Global Strategy 3Q 2024 |  |
| 21.06.2024 |  | Global Equity Ratings   |  |

## Details

2024/08/16 19:30:08

## Price

2.59 EUR

Difference ▲ 4.44% (0.11)

US1920051067

CDXS

Duesseldorf

EUR

-

Stock

187 EUR

S&amp;P 500

## Market data

Bid (Bid size) -

Ask (Ask size) -

Open 2.524 EUR

High 2.592 EUR

Low 2.524 EUR

Close (prev. day) 2.48 EUR

VWAP -

Volume (pcs) 0

Trading volume 0.00

Number of trades 5

Last size 0

## Performance and Risk

|             | 6m      | 1Y      | 3Y      |
|-------------|---------|---------|---------|
| Perf (%)    | -10.94% | +70.73% | -86.98% |
| Perf (abs.) | -0.32   | +1.07   | -17.31  |
| Beta        | 1.70    | 2.51    | 2.03    |
| Volatility  | 96.92   | 98.50   | 88.75   |

5Y



Information about previous performance does not guarantee future performance.

Source: FactSet

## Price data

2,49 EUR (0)

2,94 EUR (0)

2,92 EUR (1)

2,51 EUR (4)

4,32 EUR (01.03.2024)

2,36 EUR (18.01.2024)

4,32 EUR (01.03.2024)

1,40 EUR (25.09.2023)

## Arbitrage views



|                       |            |       |           |      |       |
|-----------------------|------------|-------|-----------|------|-------|
| Tradegate             | 16.08.2024 | 22:26 | 2,644 EUR | 0,01 | 2     |
| Stuttgart             | 16.08.2024 | 08:03 | 2,526 EUR | 0,00 | 3     |
| Nasdaq                | 16.08.2024 | 22:00 | 2,91 USD  | 0,81 | 1.942 |
| Munich                | 16.08.2024 | 08:00 | 2,526 EUR | 0,00 | 2     |
| London Stock Exchange | 01.08.2022 | 15:30 | 6,78 USD  | 0,01 | 1     |
| Frankfurt             | 16.08.2024 | 21:55 | 2,58 EUR  | 0,00 | 10    |
| Duesseldorf           | 16.08.2024 | 19:30 | 2,59 EUR  | 0,00 | 5     |
| Berlin                | 16.08.2024 | 08:07 | 2,526 EUR | 0,00 | 3     |

## Company profile

### Company Logo



### Contact Details

CODEXIS INC.

--

----

Telefon: -

Fax: -

E-mail: -