

CHINA AUTOMOTIVE SYSTEMS INC.

ISIN: **US16936R1059** WKN: **16936R105**

Overview

2024/09/16 08:11:33

Price

3.095 EUR

Difference  -0.32% (-0.01)

General attributes

ISIN	US16936R1059
Symbol	CAAS
Exchange	Duesseldorf
Currency	EUR
Sector	Automotive
Security type	Stock
Market cap (m)	95 EUR
Benchmark	MSCI WORLD INDEX (STRD, UHD)

Market data

Bid (Bid size)	-
Ask (Ask size)	-
Open	3.095 EUR
High	3.095 EUR
Low	3.095 EUR
Close (prev. day)	3.105 EUR
VWAP	-
Volume (pcs)	0
Trading volume	0.00
Number of trades	3
Last size	0

Futures and Options

Related Futures	-
Related Options	-











5Y



Information about previous performance does not guarantee future performance.

Source: FactSet

Recent research

on sector			
Date		Headline	Download
2024/09/16		GEVORKYAN Podniková analýza	
2024/09/11		Global Equity Ratings	
2024/09/09		GEVORKYAN Podniková analýza	
2024/09/05		Global Equity Ratings	
2024/08/12		Global Equity Ratings	

Details

2024/09/16 08:11:33

Price

3.095 EUR

Difference ▼ -0.32% (-0.01)

General attributes

ISIN	US16936R1059
Symbol	CAAS
Exchange	Duesseldorf
Currency	EUR
Sector	Automotive
Security type	Stock
Market cap (m)	95 EUR
Benchmark	MSCI WORLD INDEX (STRD, UHD)

Market data

Bid (Bid size)	-
Ask (Ask size)	-
Open	3.095 EUR
High	3.095 EUR
Low	3.095 EUR
Close (prev. day)	3.105 EUR
VWAP	-
Volume (pcs)	0
Trading volume	0.00
Number of trades	3
Last size	0

Performance and Risk

	6m	1Y	3Y
Perf (%)	+3.17%	-12.57%	+8.98%
Perf (abs.)	+0.10	-0.45	+0.26
Beta	-	-	-
Volatility	51.68	47.91	62.36

5Y



Information about previous performance does not guarantee future performance.
Source: FactSet

Price data

Ø price 5 days Ø volume 5 days (pcs.)	3.089 EUR (0)
Ø price 30 days Ø volume 30 days (pcs.)	3.252 EUR (0)
Ø price 100 days Ø volume 100 days (pcs.)	3.367 EUR (0)
Ø price 250 days Ø volume 250 days (pcs.)	3.227 EUR (0)
YTD High date	4.205 EUR (2024/07/29)
YTD Low date	2.760 EUR (2024/01/10)
52 Weeks High date	4.205 EUR (2024/07/29)
52 Weeks Low date	2.760 EUR (2024/01/10)

Arbitrage views

Exchange	Date	Time	Price	Trading volume (mio.)	Number of trades
Tradegate	2024/09/16	22:02	3.16 EUR	0.00	1
Stuttgart	2024/09/16	21:31	3.11 EUR	0.00	7
Nasdaq	2024/09/16	22:30	3.50 USD	0.05	221
Munich	2024/09/16	08:03	3.13 EUR	0.00	1
Hamburg	2024/09/16	17:25	3.12 EUR	0.00	4
Frankfurt	2024/09/16	08:20	3.105 EUR	0.00	2
Duesseldorf	2024/09/16	08:11	3.095 EUR	0.00	3
Berlin	2024/09/16	08:08	3.10 EUR	0.00	3

Company profile

Company Logo



Company Profile

-

Contact Details

CHINA AUTOMOTIVESYSTEMS

--

Jingsha Avenue 88 434000 Jingzhou

Telefon: +86-27-8757-0027

Fax: -

E-mail: -