

ECO WAVE POWER GLOBAL AB SPON ADS EACH REP 8 ORD SHS

ISIN: **US27900N1037** WKN: **27900N103**

Overview

2024/08/23 16:58:08

Price
3.20 EURDifference  2.56% (0.08)

General attributes

ISIN	US27900N1037
Symbol	WAVE
Exchange	Berlin
Currency	EUR
Sector	Energy / Commodities
Security type	Stock
Market cap (m)	20 EUR
Benchmark	OMX STOCKHOLM 30 INDEX

Market data

Bid (Bid size)	2.96 EUR (3,300)
Ask (Ask size)	3.44 EUR (2,850)
Open	3.10 EUR
High	3.32 EUR
Low	3.10 EUR
Close (prev. day)	3.12 EUR
VWAP	-
Volume (pcs)	0
Trading volume	0.00
Number of trades	9
Last size	0

Futures and Options

Related Futures	-
Related Options	-




5Y



Information about previous performance does not guarantee future performance.
Source: FactSet

Recent research

on sector

Date	Headline	Download
2024/08/23	 Akciové trhy - denní zpráva	
2024/08/22	 Akciové trhy - denní zpráva	
2024/08/21	 Akciové trhy - denní zpráva	
2024/08/20	 Akciové trhy - denní zpráva	
2024/08/19	 Akciové trhy - denní zpráva	

Details

2024/08/23 16:58:08

Price

3.20 EUR

Difference ▲ 2.56% (0.08)

General attributes

ISIN	US27900N1037
Symbol	WAVE
Exchange	Berlin
Currency	EUR
Sector	Energy / Commodities
Security type	Stock
Market cap (m)	20 EUR
Benchmark	OMX STOCKHOLM 30 INDEX

Market data

Bid (Bid size)	2.96 EUR (3,300)
Ask (Ask size)	3.44 EUR (2,850)
Open	3.10 EUR
High	3.32 EUR
Low	3.10 EUR
Close (prev. day)	3.12 EUR
VWAP	-
Volume (pcs)	0
Trading volume	0.00
Number of trades	9
Last size	0

Performance and Risk

	6m	1Y	3Y
Perf (%)	+132.84%	+64.21%	-54.78%
Perf (abs.)	+1.78	+1.22	-3.78
Beta	0.47	0.07	0.47
Volatility	141.79	112.14	96.91

5Y



Information about previous performance does not guarantee future performance.
Source: FactSet

Price data

Ø price 5 days Ø volume 5 days (pcs.)	3.21 EUR (0)
Ø price 30 days Ø volume 30 days (pcs.)	2.77 EUR (0)
Ø price 100 days Ø volume 100 days (pcs.)	2.89 EUR (0)
Ø price 250 days Ø volume 250 days (pcs.)	2.17 EUR (0)
YTD High date	3.88 EUR (2024/04/16)
YTD Low date	0.96 EUR (2024/03/27)
52 Weeks High date	3.88 EUR (2024/04/16)
52 Weeks Low date	0.96 EUR (2024/03/27)

Arbitrage views

Exchange ⊕	Date	Time	Price	Trading volume (mio.)	Number of trades
Tradegate	2024/08/22	22:26	3.08 EUR	0.00	1
Stuttgart	2024/08/23	08:04	2.76 EUR	0.00	1
Nasdaq	2024/08/23	17:48	3.59 USD	0.03	49
Munich	2024/08/23	08:02	3.16 EUR	0.00	1
Frankfurt	2024/08/23	08:03	3.06 EUR	0.00	1
Berlin	2024/08/23	16:58	3.20 EUR	0.00	9

Company profile

Company Logo



Company Profile

-

Contact Details

ECO WAVE POWER GLOBAL

--

Telefon: -

Fax: -

E-mail: -