

THOR MEDICAL ASA

ISIN: NO0010597883 WKN: -

Overview

2023/09/11 19:31:42

Price
0.1018 EURDifference  -8.94% (-0.01)

General attributes

ISIN NO0010597883

Symbol NANOV

Exchange Duesseldorf

Currency EUR

Sector Chemical / Pharmaceutical / Health

Security type Stock

Market cap (m) 21 EUR

Benchmark NORWAY OSLO BORS ALL SHARE(TRG)

Market data

Bid (Bid size) -

Ask (Ask size) -

Open 0.105 EUR

High 0.1058 EUR

Low 0.1018 EUR

Close (prev. day) 0.1118 EUR

VWAP -

Volume (pcs) 0

Trading volume 0.00

Number of trades 5

Last size 0

Futures and Options

Related Futures -

Related Options -











5Y



Information about previous performance does not guarantee future performance.
Source: FactSet

Recent research

on sector

Date	Headline	Download
2024/09/11	 Global Equity Ratings	
2024/09/05	 Global Equity Ratings	
2024/08/12	 Global Equity Ratings	
2024/07/24	 Global Equity Ratings	
2024/07/12	 Global Equity Ratings	

Details

2023/09/11 19:31:42

Price

0.1018 EUR

Difference  -8.94% (-0.01)

General attributes

ISIN	NO0010597883
Symbol	NANOV
Exchange	Duesseldorf
Currency	EUR
Sector	Chemical / Pharmaceutical / Health
Security type	Stock
Market cap (m)	21 EUR
Benchmark	NORWAY OSLO BORS ALL SHARE(TRG)

Market data

Bid (Bid size)	-
Ask (Ask size)	-
Open	0.105 EUR
High	0.1058 EUR
Low	0.1018 EUR
Close (prev. day)	0.1118 EUR
VWAP	-
Volume (pcs)	0
Trading volume	0.00
Number of trades	5
Last size	0

Performance and Risk

	6m	1Y	3Y
Perf (%)	+26.46%	-39.26%	-
Perf (abs.)	+0.02	-0.07	-
Beta	-0.23	0.19	1.04
Volatility	198.56	154.68	145.97

5Y



Information about previous performance does not guarantee future performance.
Source: FactSet

Price data

Ø price 5 days Ø volume 5 days (pcs.)	0.1033 EUR (0)
Ø price 30 days Ø volume 30 days (pcs.)	0.1198 EUR (0)
Ø price 100 days Ø volume 100 days (pcs.)	0.1191 EUR (0)
Ø price 250 days Ø volume 250 days (pcs.)	0.1037 EUR (0)
YTD High date	0.2350 EUR (2023/06/09)
YTD Low date	0.0472 EUR (2023/05/26)
52 Weeks High date	0.2350 EUR (2023/06/09)
52 Weeks Low date	0.0472 EUR (2023/05/26)

All listings for THOR MEDICAL ASA

Exchange 	Date	Time	Price	Trading volume (mio.)	Number of trades
Stuttgart	2024/09/12	15:23	0.0743 EUR	0.00	9
Munich	2024/09/12	08:18	0.0896 EUR	0.00	2
London Stock Exchange European Trade Reporting	2024/09/12	16:20	1.0155 NOK	0.00	2
Frankfurt	2024/09/12	08:06	0.0791 EUR	0.00	1
First North Stockholm	2024/09/12	09:31	1.136 NOK	0.00	1

	06/07					
Duesseldorf	2023/ 09/11	19:31	0.1018	EUR	0.00	5

Company profile

Company Logo



Company Profile

-

Contact Details

THOR MEDICAL

--

Karenslyst alle 9 C 0278 Oslo

Telefon: + 47 974 14 000

Fax: -

E-mail: post@thormedical.no