

AAC TECHNOLOGIES HOLDINGS INC.

ISIN: **KYG2953R1149** WKN: -

Overview

2024/07/11 19:30:35

Price
3.92 EURDifference  4.81% (0.18)

General attributes

ISIN	KYG2953R1149
Symbol	2018
Exchange	Duesseldorf
Currency	EUR
Sector	Other
Security type	Stock
Market cap (m)	4,796 EUR
Benchmark	MSCI WORLD INDEX (STRD, UHD)


Market data

Bid (Bid size)	-
Ask (Ask size)	-
Open	3.98 EUR
High	3.98 EUR
Low	3.84 EUR
Close (prev. day)	3.74 EUR
VWAP	-
Volume (pcs)	0
Trading volume	0.00
Number of trades	7
Last size	0

Futures and Options

Related Futures	-
Related Options	-






PDF Downloads

Company report: AAC TECHNOLOGIES HOLDINGS INC. 

5Y

Information about previous performance does not guarantee future performance.
Source: FactSet

Recent research

on sector			
Date		Headline	Download
2024/06/21		Global Equity Ratings	
2024/06/14		Global Equity Ratings	
2024/05/29		Global Equity Ratings	
2024/04/26		Global Equity Ratings	
2024/04/03		Global Equity Ratings	

Details

2024/07/11 19:30:35

Price
3.92 EURDifference ▲ 4.81% (0.18)

General attributes

ISIN	KYG2953R1149
Symbol	2018
Exchange	Duesseldorf
Currency	EUR
Sector	Other
Security type	Stock
Market cap (m)	4,796 EUR
Benchmark	MSCI WORLD INDEX (STRD, UHD)

Market data

Bid (Bid size)	-
Ask (Ask size)	-
Open	3.98 EUR
High	3.98 EUR
Low	3.84 EUR
Close (prev. day)	3.74 EUR
VWAP	-
Volume (pcs)	0
Trading volume	0.00
Number of trades	7
Last size	0

Performance and Risk

	6m	1Y	3Y
Perf (%)	+65.49%	+76.42%	-34.98%
Perf (abs.)	+1.48	+1.62	-2.01
Beta	1.33	1.28	0.51
Volatility	57.18	52.51	51.49

5Y



Information about previous performance does not guarantee future performance.
Source: FactSet

Price data

Ø price 5 days Ø volume 5 days (pcs.)	3.58 EUR (0)
Ø price 30 days Ø volume 30 days (pcs.)	3.36 EUR (0)
Ø price 100 days Ø volume 100 days (pcs.)	2.88 EUR (0)
Ø price 250 days Ø volume 250 days (pcs.)	2.35 EUR (9)
YTD High date	3.80 EUR (2024/06/20)
YTD Low date	1.86 EUR (2024/02/05)
52 Weeks High date	3.80 EUR (2024/06/20)
52 Weeks Low date	1.52 EUR (2023/09/21)

All listings for AAC TECHNOLOGIES HOLDINGS INC.

Exchange 📍	Date	Time	Price	Trading volume (mio.)	Number of trades
Tradegate	2024/07/11	22:26	3.96 EUR	0.00	2
Stuttgart	2024/07/11	10:38	4.00 EUR	0.00	4
Munich	2024/07/11	14:52	4.06 EUR	0.00	2
Hong Kong Stock Exchange	2024/07/11	10:08	34.35 HKD	-	-
Frankfurt	2024/07/11	08:06	3.96 EUR	0.00	2

	11					
FINRA other OTC Issues	2024/05/ 31	21:55	3.02 USD	0.07		2
Duesseldorf	2024/07/ 11	19:30	3.92 EUR	0.00		7

Company profile

Company Logo



Contact Details

AAC TECHNOLOGIES HOLDINGS INC.

--

Block A Nanjing University Rsch Ctr, No. 6
YueXing 3rd Road - 518057 Shenzhen

Telefon: +86-755-33972018

Fax: +

E-mail: info@aactechnologies.com

PDF Downloads

Company report: AAC
TECHNOLOGIES HOLDINGS INC. 

Company Profile

AAC Technologies Holdings, Inc. engages in the manufacture and distribution of miniaturized acoustic components. It operates through the following segments: Acoustics Products, Electromagnetic Drives and Precision Mechanics, Optics Products, MEMS Components, and Other Products. The company was founded by Zheng Min Pan and Chun Yuan Wu in 1993 and is headquartered in Shenzhen, China.

Members of Management Board

Zhengmin Benjamin Pan	Chairman of Managing Board
-----------------------	----------------------------

Joe Kuen Richard Mok	Member of Executive Committee
----------------------	-------------------------------

Board of directors

Hong Jiang Zhang	Chairman of Supervisory Board
------------------	-------------------------------

Chun Yuan Wu	Member of Supervisory Board
--------------	-----------------------------

Joe Kuen Mok	Member of Supervisory Board
--------------	-----------------------------

Lam Kwong Kwok	Member of Supervisory Board
----------------	-----------------------------

Zhi Yuan Peng	Member of Supervisory Board
---------------	-----------------------------