

BIOLINERX LTD SPON.ADRS

ISIN: **US09071M2052** WKN: **09071M205**

Overview

2024/07/17 19:30:45

Price

0.745 EUR

Difference  7.97% (0.06)

General attributes

ISIN US09071M2052

Symbol BLRX

Exchange Duesseldorf

Currency EUR

Sector Chemical / Pharmaceutical / Health

Security type Stock

Market cap (m) 59 EUR

Benchmark DJ BNY MELLON DEVELOPED MKT ADR

Market data

Bid (Bid size) -

Ask (Ask size) -

Open 0.695 EUR

High 0.745 EUR

Low 0.665 EUR

Close (prev. day) 0.69 EUR

VWAP -

Volume (pcs) 0

Trading volume 0.00

Number of trades 7

Last size 0

Futures and Options

Related Futures -

Related Options -

5Y













Information about previous performance does not guarantee future performance.

Source: FactSet

Recent research

on sector

Date	Headline	Download
2024/07/12	 Global Equity Ratings	
2024/06/21	 Global Equity Ratings	
2024/06/14	 Global Equity Ratings	
2024/05/29	 Global Equity Ratings	
2024/04/26	 Global Equity Ratings	

Details

2024/07/17 19:30:45

Price

0.745 EUR

Difference ▲ 7.97% (0.06)

General attributes

ISIN	US09071M2052
Symbol	BLRX
Exchange	Duesseldorf
Currency	EUR
Sector	Chemical / Pharmaceutical / Health
Security type	Stock
Market cap (m)	59 EUR
Benchmark	DJ BNY MELLON DEVELOPED MKT ADR

Market data

Bid (Bid size)	-
Ask (Ask size)	-
Open	0.695 EUR
High	0.745 EUR
Low	0.665 EUR
Close (prev. day)	0.69 EUR
VWAP	-
Volume (pcs)	0
Trading volume	0.00
Number of trades	7
Last size	0

Performance and Risk

	6m	1Y	3Y
Perf (%)	-37.39%	-48.97%	-73.01%
Perf (abs.)	-0.45	-0.72	-2.02
Beta	0.34	0.98	0.67
Volatility	91.23	89.28	77.69

5Y



Information about previous performance does not guarantee future performance.
Source: FactSet

Price data

Ø price 5 days Ø volume 5 days (pcs.)	0.649 EUR (0)
Ø price 30 days Ø volume 30 days (pcs.)	0.550 EUR (0)
Ø price 100 days Ø volume 100 days (pcs.)	0.702 EUR (0)
Ø price 250 days Ø volume 250 days (pcs.)	1.104 EUR (1)
YTD High date	1.420 EUR (2024/01/03)
YTD Low date	0.436 EUR (2024/07/03)
52 Weeks High date	2.320 EUR (2023/09/06)
52 Weeks Low date	0.436 EUR (2024/07/03)

Arbitrage views

Exchange	Date	Time	Price	Trading volume (mio.)	Number of trades
Tradegate	2024/07/17	22:26	0.785 EUR	0.00	1
Stuttgart	2024/07/17	15:44	0.715 EUR	0.00	13
Nasdaq	2024/07/17	22:30	0.851 USD	0.56	1,309
Munich	2024/07/17	08:01	0.70 EUR	0.00	2
Frankfurt	2024/07/17	08:14	0.695 EUR	0.00	2
Duesseldorf	2024/07/17	19:30	0.745 EUR	0.00	7
Berlin	2024/07/17	20:30	0.77 EUR	0.00	19

Company profile

Company Logo

BIOLINERX

Company Profile

-

Contact Details

BIOLINERX

--

Telefon: -

Fax: -

E-mail: -