

3M (MMMF) - EUX/20220715

2022/07/06 18:47:30

Price
128.7553 USDDifference  1.56% (1.98)

General attributes

| | |
|---------------|------------|
| Symbol | MMMFN22 |
| Exchange | Eurex |
| Currency | USD |
| Security type | Future |
| Underlying | 3M COMPANY |
| Maturity | 07-2022 |
| Contract size | 100 |

Market data

| | |
|-------------------------|-------------------|
| Bid (Bid size) | - USD (-) |
| Ask (Ask size) | - USD (-) |
| Open | 128.7553 USD |
| High | 128.7553 USD |
| Low | 128.7553 USD |
| Close (prev. day) | 126.7716 USD |
| Underlying | 3M COMPANY |
| Underlying price (date) | 129.84 (22/07/06) |
| Settlement price (date) | 128.76 (22/07/06) |
| Open Interest | 0 |

Performance and Risk

| | 6m | 1Y | 3Y |
|-------------|---------|---------|-------|
| Perf (%) | -26.63% | -32.17% | - |
| Perf (abs.) | -46.74 | -61.07 | - |
| Beta | - | - | - |
| Volatility | 25.11 | 21.83 | 21.52 |

Futures and Options

| | |
|-----------------|---|
| Related Futures | - |
| Related Options | - |













Information about previous performance does not guarantee future performance.
Source: FactSet

Price data

| | |
|---|---------------------------|
| Ø price 5 days Ø volume 5 days (pcs.) | 128.2086 USD (0) |
| Ø price 30 days Ø volume 30 days (pcs.) | 137.2720 USD (0) |
| Ø price 100 days Ø volume 100 days (pcs.) | 144.3047 USD (0) |
| Ø price 250 days Ø volume 250 days (pcs.) | 165.0100 USD (0) |
| YTD High date | 178.0647 USD (2022/01/13) |
| YTD Low date | 126.7716 USD (2022/07/05) |
| 52 Weeks High date | 196.0675 USD (2021/08/16) |
| 52 Weeks Low date | 126.7716 USD (2022/07/05) |

Recent Research

| on underlying | on sector | on market | |
|---------------|---|-----------------------|---|
| Date | | Headline | Download |
| 2022/06/29 |  | Global Equity Ratings |  |
| 2022/05/25 |  | Global Equity Ratings |  |
| 2022/05/04 |  | Global Equity Ratings |  |
| 2022/04/27 |  | Global Equity Ratings |  |
| 2022/04/14 |  | Global Equity Ratings |  |