

YAMAHA MOTOR CO. LTD.

ISIN: JP3942800008 WKN: 7272

Overview

2024/04/19 22:26:49

Price
8.362 EURDifference  -1.46% (-0.12)

General attributes

ISIN	JP3942800008
Symbol	7272
Exchange	Tradegate
Currency	EUR
Sector	Automotive
Security type	Stock
Market cap (m)	8,806 EUR
Benchmark	NIKKEI 225

Market data

Bid (Bid size)	8.272 EUR (605)
Ask (Ask size)	8.45 EUR (592)
Open	8.336 EUR
High	8.45 EUR
Low	8.334 EUR
Close (prev. day)	8.486 EUR
VWAP	8.364 EUR
Volume (pcs)	8
Trading volume	66.91
Number of trades	3
Last size	-

Futures and Options




Related Futures	-
Related Options	-

5Y



Information about previous performance does not guarantee future performance.
Source: FactSet

Recent research

on sector		on market	
Date		Headline	Download
2024/04/03		Global Equity Ratings	
2024/03/13		Global Equity Ratings	
2024/02/22		Global Equity Ratings	
2024/02/14		Global Equity Ratings	
2024/01/23		Global Equity Ratings	

Details

2024/04/19 22:26:49

Price

8.362 EUR

Difference ▲ -1.46% (-0.12)

General attributes

ISIN	JP3942800008
Symbol	7272
Exchange	Tradegate
Currency	EUR
Sector	Automotive
Security type	Stock
Market cap (m)	8,806 EUR
Benchmark	NIKKEI 225

Market data

Bid (Bid size)	8.272 EUR (605)
Ask (Ask size)	8.45 EUR (592)
Open	8.336 EUR
High	8.45 EUR
Low	8.334 EUR
Close (prev. day)	8.486 EUR
VWAP	8.364 EUR
Volume (pcs)	8
Trading volume	66.91
Number of trades	3
Last size	-

Performance and Risk

	6m	1Y	3Y
Perf (%)	+6.74%	+9.50%	-
Perf (abs.)	+0.53	+0.73	-
Beta	0.83	0.98	1.02
Volatility	27.16	26.75	-

5Y



Information about previous performance does not guarantee future performance.
Source: FactSet

Price data

Ø price 5 days Ø volume 5 days (pcs.)	8.489 EUR (78)
Ø price 30 days Ø volume 30 days (pcs.)	8.500 EUR (353)
Ø price 100 days Ø volume 100 days (pcs.)	8.443 EUR (389)
Ø price 250 days Ø volume 250 days (pcs.)	8.276 EUR (276)
YTD High date	9.200 EUR (2024/01/22)
YTD Low date	7.990 EUR (2024/01/04)
52 Weeks High date	9.200 EUR (2024/01/22)
52 Weeks Low date	7.467 EUR (2023/11/21)

All listings for YAMAHA MOTOR CO. LTD.

Exchange	Date	Time	Price	Trading volume (mio.)	Number of trades
Tradegate	2024/04/19	22:26	8.362 EUR	0.00	3
Tokyo Stock Exchange	2024/04/19	08:00	1,379.50 JPY	81.47	8,138
Stuttgart	2024/04/19	08:03	8.302 EUR	0.00	3
Munich	2024/04/19	08:00	8.29 EUR	0.00	2
Hanover	2024/04/19	08:01	8.296 EUR	0.00	3

	19					
Frankfurt	2024/04/19	08:06	8.292 EUR	0.00		2
FINRA other OTC Issues	2024/04/18	15:30	9.42 USD	0.00		4
Duesseldorf	2024/04/19	19:31	8.28 EUR	0.00		7
Berlin	2024/04/19	08:08	8.30 EUR	0.00		2

Company profile

Company Logo



Company Profile

-

Contact Details

YAMAHA MOTOR

--

2500, Shingai, - 438- 8501 Iwata City,

Telefon: + 81 538 32 1103

Fax: + 81 538 37 4250

E-mail: -