

ISPECIMEN INC COM USD0.0001

ISIN: **US45032V1089** WKN: **45032V108**

Overview

2024/05/02 22:30:01

Price
0.2665 USDDifference  -0.93% (-0.00)

General attributes

ISIN	US45032V1089
Symbol	ISPC
Exchange	Nasdaq
Currency	USD
Sector	-
Security type	Stock
Market cap (m)	2 EUR
Benchmark	S&P 500

Market data

Bid (Bid size)	0.265 USD (200)
Ask (Ask size)	0.267 USD (600)
Open	0.27 USD
High	0.276 USD
Low	0.2647 USD
Close (prev. day)	0.269 USD
VWAP	0.268263 USD
Volume (pcs)	196,305
Trading volume	52,657.21
Number of trades	422
Last size	-

Futures and Options











Related Futures	-
Related Options	-

5Y



Information about previous performance does not guarantee future performance.
Source: FactSet

Recent research

on market			
Date		Headline	Download
2024/04/26		Global Equity Ratings	
2024/04/03		Global Equity Ratings	
2024/03/26		Global Strategy 2Q 2024	
2024/03/13		Global Equity Ratings	
2024/02/22		Global Equity Ratings	

Details

2024/05/02 22:30:01

Price
0.2665 USD

Difference ▼ -0.93% (-0.00)

General attributes

ISIN	US45032V1089
Symbol	ISPC
Exchange	Nasdaq
Currency	USD
Sector	-
Security type	Stock
Market cap (m)	2 EUR
Benchmark	S&P 500

Market data

Bid (Bid size)	0.265 USD (200)
Ask (Ask size)	0.267 USD (600)
Open	0.27 USD
High	0.276 USD
Low	0.2647 USD
Close (prev. day)	0.269 USD
VWAP	0.268263 USD
Volume (pcs)	196,305
Trading volume	52,657.21
Number of trades	422
Last size	-

Performance and Risk

	6m	1Y	3Y
Perf (%)	-59.03%	-83.50%	-
Perf (abs.)	-0.39	-1.36	-
Beta	-1.14	-0.82	0.83
Volatility	145.52	120.85	-

5Y



Information about previous performance does not guarantee future performance.
Source: FactSet

Price data

Ø price 5 days Ø volume 5 days (pcs.)	0.2810 USD (214,296)
Ø price 30 days Ø volume 30 days (pcs.)	0.2559 USD (1,741,986)
Ø price 100 days Ø volume 100 days (pcs.)	0.4091 USD (557,541)
Ø price 250 days Ø volume 250 days (pcs.)	0.7755 USD (243,965)
YTD High date	0.6100 USD (2024/01/10)
YTD Low date	0.2001 USD (2024/04/05)
52 Weeks High date	1.8874 USD (2023/05/10)
52 Weeks Low date	0.2001 USD (2024/04/05)

All listings for ISPECIMEN INC COM USD0.0001

Exchange	Date	Time	Price	Trading volume (mio.)	Number of trades
Nasdaq	2024/05/02	22:30	0.2665 USD	0.05	422

Company profile

Company Logo

Contact Details

ISPECIMEN INC.

--

Telefon: -

Fax: -

E-mail: -

Company Profile

-