

# BIOCARTIS GROUP NV

ISIN: **BE0974281132** WKN: -

## Overview

2023/09/25 08:11:21

Price

0.2585 EUR

Difference ▼ -4.26% (-0.01)

### General attributes

ISIN BE0974281132

Symbol -

Exchange Duesseldorf

Currency EUR

Sector Chemical / Pharmaceutical / Health

Security type Stock

Market cap (m) 27 EUR

Benchmark BEL 20 INDEX

### Market data

Bid (Bid size) -

Ask (Ask size) -

Open 0.2585 EUR

High 0.2585 EUR

Low 0.2585 EUR

Close (prev. day) 0.27 EUR

VWAP -

Volume (pcs) 0

Trading volume 0.00

Number of trades 1

Last size 0

### Futures and Options

Related Futures -

Related Options -

### PDF Downloads











Company report: BIOCARTIS GROUP NV 

5Y



Information about previous performance does not guarantee future performance.  
Source: FactSet

### Recent research

on sector		on market	
Date		Headline	Download
2024/07/12		Global Equity Ratings	
2024/06/21		Global Equity Ratings	
2024/06/14		Global Equity Ratings	
2024/05/29		Global Equity Ratings	
2024/04/26		Global Equity Ratings	

## Details

2023/09/25 08:11:21

**Price**

0.2585 EUR

**Difference** ▼ -4.26% (-0.01)

**General attributes**

ISIN	BE0974281132
Symbol	-
Exchange	Duesseldorf
Currency	EUR
Sector	Chemical / Pharmaceutical / Health
Security type	Stock
Market cap (m)	27 EUR
Benchmark	BEL 20 INDEX

**Market data**

Bid (Bid size)	-
Ask (Ask size)	-
Open	0.2585 EUR
High	0.2585 EUR
Low	0.2585 EUR
Close (prev. day)	0.27 EUR
VWAP	-
Volume (pcs)	0
Trading volume	0.00
Number of trades	1
Last size	0

**Performance and Risk**

	6m	1Y	3Y
Perf (%)	-58.17%	-69.10%	-
Perf (abs.)	-0.36	-0.58	-
Beta	0.00	-0.01	0.74
Volatility	74.10	77.82	-

5Y



Information about previous performance does not guarantee future performance.  
Source: FactSet

**Price data**

Ø price 5 days   Ø volume 5 days (pcs.)	0.2685 EUR (0)
Ø price 30 days   Ø volume 30 days (pcs.)	0.3012 EUR (0)
Ø price 100 days   Ø volume 100 days (pcs.)	0.3839 EUR (0)
Ø price 250 days   Ø volume 250 days (pcs.)	0.5787 EUR (0)
YTD High   date	0.7380 EUR (2023/04/14)
YTD Low   date	0.2555 EUR (2023/09/22)
52 Weeks High   date	1.2369 EUR (2022/10/19)
52 Weeks Low   date	0.2555 EUR (2023/09/22)

**All listings for BIOCARTIS GROUP NV**

Exchange	Date	Time	Price	Trading volume (mio.)	Number of trades
Stuttgart	2023/09/25	08:07	0.2595 EUR	0.00	3
London Stock Exchange European Trade Reporting	2023/09/25	17:30	0.299 EUR	0.00	2
Frankfurt	2023/09/25	08:08	0.2595 EUR	0.00	1
FINRA other OTC Issues	2022/12/09	19:40	0.66 USD	0.00	1
Euronext Brussels	2023/	17:35	0.29 EUR	0.03	72

	09/22					
Duesseldorf	2023/ 09/25	08:11	0.2585	EUR	0.00	1
Berlin	2023/ 09/25	08:22	0.2895	EUR	0.00	1

## Company profile

### Company Logo



### Contact Details

BIOCARTIS GROUP NV

--


Generaal de Wittelaan 11B - 2800 Mechelen

Telefon: +32-1-563-26-00

Fax: +

E-mail: [info@biocartisgroupnv.be](mailto:info@biocartisgroupnv.be)

### PDF Downloads

Company report: BIOCARTIS GROUP NV 

### Company Profile

Biocartis Group NV engages in the development of personalized medicine for patients around the world. It also focuses on developing and commercializing oncology tests. The company was founded by Philippe Renaud, Nader Donzel, and Rudi Pauwels in July 2007 and is headquartered in Mechelen, Belgium.

### Members of Management Board

Roger Moody Chairman of Managing Board

George Cardoza Member of Executive Committee

Piet Houwen Member of Executive Committee

### Board of directors

Herman Verrelst Chairman of Supervisory Board

Bryan DeChairo Member of Supervisory Board

Christian Reinaudo Member of Supervisory Board

Christine Kuslich Member of Supervisory Board

Ann-Christine M. Sundell Member of Supervisory Board

Luc Gijsens Member of Supervisory Board