

AVZ MINERALS LTD.

ISIN: **AU000000AVZ6** WKN: **A0MXC7**

Overview

2022/05/06 19:30:37

Price
0.5095 EURDifference  -9.74% (-0.06)

General attributes

| | |
|----------------|--------------------------|
| ISIN | AU000000AVZ6 |
| Symbol | 3A2 |
| Exchange | Duesseldorf |
| Currency | EUR |
| Sector | Energy / Commodities |
| Security type | Stock |
| Market cap (m) | 1,831 EUR |
| Benchmark | ASX ALL ORDINARIES INDEX |

Market data

| | |
|-------------------|------------|
| Bid (Bid size) | - |
| Ask (Ask size) | - |
| Open | 0.529 EUR |
| High | 0.529 EUR |
| Low | 0.5005 EUR |
| Close (prev. day) | 0.5645 EUR |
| VWAP | - |
| Volume (pcs) | 0 |
| Trading volume | 0.00 |
| Number of trades | 15 |
| Last size | 0 |

Futures and Options

| | |
|-----------------|---|
| Related Futures | - |
| Related Options | - |











5Y



Information about previous performance does not guarantee future performance.
Source: FactSet

Recent research

on sector

| Date | Headline | Download |
|------------|---|---|
| 2024/05/06 |  Akciové trhy - denní zpráva |  |
| 2024/05/03 |  Akciové trhy - denní zpráva |  |
| 2024/05/02 |  Akciové trhy - denní zpráva |  |
| 2024/04/30 |  Akciové trhy - denní zpráva |  |
| 2024/04/29 |  Akciové trhy - denní zpráva |  |

Details

2022/05/06 19:30:37

Price

0.5095 EUR

Difference ▼ -9.74% (-0.06)

General attributes

| | |
|----------------|--------------------------|
| ISIN | AU000000AVZ6 |
| Symbol | 3A2 |
| Exchange | Duesseldorf |
| Currency | EUR |
| Sector | Energy / Commodities |
| Security type | Stock |
| Market cap (m) | 1,831 EUR |
| Benchmark | ASX ALL ORDINARIES INDEX |

Market data

| | |
|-------------------|------------|
| Bid (Bid size) | - |
| Ask (Ask size) | - |
| Open | 0.529 EUR |
| High | 0.529 EUR |
| Low | 0.5005 EUR |
| Close (prev. day) | 0.5645 EUR |
| VWAP | - |
| Volume (pcs) | 0 |
| Trading volume | 0.00 |
| Number of trades | 15 |
| Last size | 0 |

Performance and Risk

| | 6m | 1Y | 3Y |
|-------------|---------|-------|-------|
| Perf (%) | +42.32% | - | - |
| Perf (abs.) | +0.15 | - | - |
| Beta | 2.50 | 2.45 | 1.28 |
| Volatility | 109.47 | 96.67 | 96.67 |

5Y



Information about previous performance does not guarantee future performance.
Source: FactSet

Price data

| | |
|---|-------------------------|
| Ø price 5 days Ø volume 5 days (pcs.) | 0.5975 EUR (304) |
| Ø price 30 days Ø volume 30 days (pcs.) | 0.7476 EUR (1,569) |
| Ø price 100 days Ø volume 100 days (pcs.) | 0.5718 EUR (1,386) |
| Ø price 250 days Ø volume 250 days (pcs.) | - EUR (2,469) |
| YTD High date | 0.9305 EUR (2022/04/04) |
| YTD Low date | 0.3875 EUR (2022/01/25) |
| 52 Weeks High date | 0.9305 EUR (2022/04/04) |
| 52 Weeks Low date | 0.0944 EUR (2021/07/02) |

Arbitrage views

| Exchange ⊕ | Date | Time | Price | Trading volume (mio.) | Number of trades |
|-------------------------|------------|-------|------------|-----------------------|------------------|
| Stuttgart | 2022/05/06 | 19:58 | 0.519 EUR | 0.07 | 17 |
| Hamburg | 2022/05/06 | 17:18 | 0.512 EUR | 0.01 | 2 |
| Frankfurt | 2022/05/06 | 19:25 | 0.512 EUR | 0.03 | 8 |
| Duesseldorf | 2022/05/06 | 19:30 | 0.5095 EUR | 0.00 | 15 |
| Berlin | 2022/ | 15:53 | 0.504 EUR | 0.01 | 6 |

| | | | | | |
|--------------------------------|------------|-------|----------|-------|-------|
| | 05/06 | | | | |
| Australian Securities Exchange | 2022/05/06 | 08:10 | 0.78 AUD | 36.39 | 6,144 |

Company profile

Company Logo



Company Profile

-

Contact Details

AVZ MINERALS

--

Telefon: -

Fax: -

E-mail: -