

## EXELIXIS INC.

ISIN: US30161Q1040

WKN: 30161Q104

## Overview

2024/08/23 20:13:12

Price

23.00 EUR

Difference  -0.78% (-0.18)

## General attributes

ISIN US30161Q1040

Symbol EXEL

Exchange Stuttgart

Currency EUR

Sector Chemical / Pharmaceutical / Health

Security type Stock

Market cap (m) 6,641 EUR

Benchmark S&amp;P 500

## Market data

Bid (Bid size) - (0)

Ask (Ask size) - (0)

Open 23.01 EUR

High 23.01 EUR

Low 23.00 EUR

Close (prev. day) 23.18 EUR

VWAP -

Volume (pcs) 0

Trading volume 0.00

Number of trades 4

Last size 0

## Futures and Options

Related Futures -

Related Options -

5Y













Information about previous performance does not guarantee future performance.

Source: FactSet

## Recent research

 on sector
  on market

Date		Headline	Download
2024/08/12		Global Equity Ratings	
2024/07/24		Global Equity Ratings	
2024/07/12		Global Equity Ratings	
2024/06/21		Global Equity Ratings	
2024/06/14		Global Equity Ratings	

## Details

2024/08/23 20:13:12

## Price

23.00 EUR

Difference  -0.78% (-0.18)

## General attributes

ISIN	US30161Q1040
Symbol	EXEL
Exchange	Stuttgart
Currency	EUR
Sector	Chemical / Pharmaceutical / Health
Security type	Stock
Market cap (m)	6,641 EUR
Benchmark	S&P 500

## Market data

Bid (Bid size)	- (0)
Ask (Ask size)	- (0)
Open	23.01 EUR
High	23.01 EUR
Low	23.00 EUR
Close (prev. day)	23.18 EUR
VWAP	-
Volume (pcs)	0
Trading volume	0.00
Number of trades	4
Last size	0

## Performance and Risk

	6m	1Y	3Y
Perf (%)	+15.99%	+16.81%	+45.06%
Perf (abs.)	+3.17	+3.31	+7.15
Beta	0.18	0.19	0.62
Volatility	31.00	31.17	35.13

5Y



Information about previous performance does not guarantee future performance.  
Source: FactSet

## Price data

Ø price 5 days   Ø volume 5 days (pcs.)	23.45 EUR (30)
Ø price 30 days   Ø volume 30 days (pcs.)	22.24 EUR (10)
Ø price 100 days   Ø volume 100 days (pcs.)	20.92 EUR (6)
Ø price 250 days   Ø volume 250 days (pcs.)	20.52 EUR (15)
YTD High   date	24.70 EUR (2024/08/09)
YTD Low   date	18.20 EUR (2024/01/08)
52 Weeks High   date	24.70 EUR (2024/08/09)
52 Weeks Low   date	17.93 EUR (2023/10/24)

## Arbitrage views

Exchange 	Date	Time	Price	Trading volume (mio.)	Number of trades
Tradegate	2024/08/23	22:26	23.12 EUR	0.00	1
Stuttgart	2024/08/23	20:13	23.00 EUR	0.00	4
Nasdaq	2024/08/23	22:00	25.88 USD	28.23	15,513
Munich	2024/08/23	20:15	23.02 EUR	0.00	2
London Stock	2024/07/	15:30	22.36 USD	0.00	1

Exchange	18						
Frankfurt	2024/08/ 23	08:17	22.99	EUR	0.00		2
Duesseldorf	2024/08/ 23	19:31	23.03	EUR	0.00		6
Berlin	2024/08/ 23	08:02	23.00	EUR	0.00		3

## Company profile

### Company Logo



### Contact Details

EXELIXIS INC.

--

210 East Grand Avenue P.O. Box 511  
94083-0511 San Francisco, CA

Telefon: -

Fax: -

E-mail: -

### Company Profile

-

### Members of Management Board

Stelios Papadopoulos Chairman of Board of Directors

Alan Garber Member of Board of Directors

George Poste Member of Board of Directors

Maria Freire Member of Board of Directors

Mary Beckerle Member of Board of Directors

S. Eckhardt Member of Board of Directors

David Johnson Member of Board of Directors

Jack Wyszomierski Member of Board of Directors

Jacqueline Wright Member of Board of Directors

Julie Smith Member of Board of Directors

Robert Oliver Member of Board of Directors

Tomas Jan Heyman Member of Board of Directors