


AECON GROUP INC.

ISIN: CA00762V1094 WKN: 00762V109

Overview

2024/08/07 20:15:32		
Price	12.48 USD	
Difference		0.40% (0.05)

General attributes	
ISIN	CA00762V1094
Symbol	ARE
Exchange	FINRA other OTC Issues
Currency	USD
Sector	Construction
Security type	Stock
Market cap (m)	713 EUR
Benchmark	S&P/TSX 60 INDEX










Market data	
Bid (Bid size)	-
Ask (Ask size)	-
Open	12.48 USD
High	12.48 USD
Low	12.48 USD
Close (prev. day)	12.43 USD
VWAP	12.48 USD
Volume (pcs)	100
Trading volume	1,248.00
Number of trades	1
Last size	100

Futures and Options	
Related Futures	-
Related Options	-




Information about previous performance does not guarantee future performance.
Source: FactSet

Recent research

on sector			
Date		Headline	Download
2024/07/24		Global Equity Ratings	
2024/07/12		Global Equity Ratings	
2024/06/21		Global Equity Ratings	
2024/06/14		Global Equity Ratings	
2024/05/29		Global Equity Ratings	

Details

2024/08/07 20:15:32		
Price	12.48 USD	
Difference		0.40% (0.05)

General attributes		
ISIN	CA00762V1094	
Symbol	ARE	
Exchange	FINRA other OTC Issues	
Currency	USD	
Sector	Construction	
Security type	Stock	
Market cap (m)	713 EUR	
Benchmark	S&P/TSX 60 INDEX	

Market data		
Bid (Bid size)	-	
Ask (Ask size)	-	
Open	12.48 USD	
High	12.48 USD	
Low	12.48 USD	
Close (prev. day)	12.43 USD	
VWAP	12.48 USD	
Volume (pcs)	100	
Trading volume	1,248.00	
Number of trades	1	
Last size	100	

Performance and Risk			
	6m	1Y	3Y
Perf (%)	+15.00%	-	-21.51%
Perf (abs.)	+1.63	-	-3.42
Beta	0.76	0.87	1.14
Volatility	38.06	28.28	40.11



Information about previous performance does not guarantee future performance.
Source: FactSet

Price data		
Ø price 5 days Ø volume 5 days (pcs.)	12.16 USD (2,121)	
Ø price 30 days Ø volume 30 days (pcs.)	11.28 USD (8,651)	
Ø price 100 days Ø volume 100 days (pcs.)	11.94 USD (3,320)	
Ø price 250 days Ø volume 250 days (pcs.)	10.46 USD (4,848)	
YTD High date	12.89 USD (2024/04/04)	
YTD Low date	9.75 USD (2024/07/25)	
52 Weeks High date	12.89 USD (2024/04/04)	
52 Weeks Low date	6.47 USD (2023/10/26)	

All listings for AECON GROUP INC.						
Exchange 	Date	Time	Price	Trading volume (mio.)	Number of trades	
Toronto Stock Exchange	2024/08/07	22:00	17.20 CAD	7.96	2,567	
Munich	2024/08/07	08:06	11.20 EUR	0.00	2	
Frankfurt	2024/08/07	08:04	11.20 EUR	0.00	2	
FINRA other OTC Issues	2024/08/07	20:15	12.48 USD	0.00	1	
Duesseldorf	2024/08/07	19:31	11.40 EUR	0.00	5	

Company profile

Company Logo



Contact Details

AECON GROUP INC.

--

Carlson Court, Suite 800 20 M9W 7K6
Toronto

Telefon: +1-416-297-2600

Fax: +1-416-293-0271

E-mail: aecon@aecon.com

Company Profile

-

Members of Management Board

Jean-Louis Servranckx Chairman of Managing Board

David Smales Member of Executive Committee

Eric MacDonald Member of Executive Committee

Gordana Terkalas Member of Executive Committee

Manuel Rivaya Member of Executive Committee

Mark Scherer Member of Executive Committee

Marty Harris Member of Executive Committee

Michael Derksen Member of Executive Committee

Steve Nackan Member of Executive Committee

Thomas Clochard Member of Executive Committee

Yonni Fushman Member of Executive Committee

Board of directors

John Beck Chairman of Supervisory Board

Anthony Franceschini Member of Supervisory Board

Deborah Stein Member of Supervisory Board

Eric Rosenfeld Member of Supervisory Board

James Hole Member of Supervisory Board

Monica Sloan Member of Supervisory Board

Scott Thon Member of Supervisory Board

Stuart Lee Member of Supervisory Board

Susan Jenah Member of Supervisory Board